

**International Roaming  
BEREC Benchmark Data Report  
October 2014 – March 2015**

## Contents

<b>Introduction</b> .....	<b>2</b>
<b>Regulatory evolution</b> .....	<b>3</b>
<b>Methodology for data collection</b> .....	<b>5</b>
<b>Main Findings</b> .....	<b>6</b>
<b>Charts</b> .....	<b>11</b>
<b>Voice roaming services</b> .....	<b>12</b>
Retail prices .....	12
Surcharge for roaming voice calls made .....	19
Wholesale prices.....	22
Surcharge for wholesale voice calls .....	26
Percentage of alternative tariffs on total volumes for calls made/received.....	29
Volumes of retail roaming voice calls .....	32
Retail and wholesale prices - outside EEA.....	37
<b>SMS roaming Services</b> .....	<b>43</b>
Retail prices .....	43
Wholesale prices.....	47
Percentage of SMS from alternative tariffs on total roaming SMS messages .....	51
Volumes of retail roaming SMS .....	53
<b>DATA roaming services</b> .....	<b>56</b>
Retail prices .....	56
Wholesale prices.....	60
Percentage of volumes of Data from alternative tariffs over total data roaming volumes .....	64
Volumes of retail Data services .....	66
<b>Wholesale roaming (outbound): Agreements applying Article 3 of the Roaming Regulation</b> .....	<b>69</b>

## Introduction

This BEREC Benchmark Report on International Roaming (the “Report”) presents the results of the 15th round of data collection on European international roaming services undertaken by the Body of European Regulators for Electronic Communications (BEREC). The Report covers the period 1 October 2014 - 31 March 2015, i.e. the 4<sup>th</sup> quarter 2014 and the 1<sup>st</sup> quarter 2015. The Report also includes data from previous rounds of data collection conducted by BEREC and its predecessor, the European Regulators Group (ERG), to provide context for the current figures. The earliest data is from the 2<sup>nd</sup> quarter 2007, when the Roaming Regulation was about to enter into force.

The applicable regulatory framework for this data collection is the Roaming Regulation (EU) No 531/2012 (Third Roaming Regulation) applied in the European Union (EU) and the EEA EFTA countries<sup>1</sup>, with requirements for retail and wholesale regulated tariffs for voice, SMS and data roaming. The Regulation also included provisions on the separate sale of roaming services. In addition, Switzerland contributed to the data collections, although the 2007, 2009 and 2012 Roaming Regulation is not applicable there<sup>2</sup>.

BEREC is required to collect regularly data from national regulatory authorities on the development of retail and wholesale charges for voice, SMS and data roaming services and to notify this data to the Commission under Article 19, paragraph 4 of the Roaming Regulation.

BEREC believes that the information collected in existing and subsequent reports provides a sound basis for any decisions regarding future regulation. In addition, BEREC considers it important to collect and publish a wider range of information in order to give a better picture of the effect of the EU Roaming Regulation and to present the evolution of roaming services.

While the monitoring obligations are addressed to individual NRAs, BEREC considers that by pursuing the following objectives it can add value through:

- simplifying the process, not only for NRAs as BEREC acts as a central point for the data collection, but also for the Commission, as the data is received from a single source and following data processing;
- coordinating the actions of individual NRAs, as the data collection exercise uses a single and commonly agreed data collection model, and the process is synchronised and based on the same collection periods. BEREC consults the market players and the Commission before finalising the data collection templates;
- providing, as far as possible, a common response to the different questions posed during the collection process by operators and NRAs, as BEREC serves as the forum where these questions are commonly debated and addressed.

---

<sup>1</sup> For the purposes of this Report, ‘EEA EFTA’ (European Economic Area, European Free Trade Association) refers to Liechtenstein, Norway and Iceland.

<sup>2</sup> Figures from Switzerland are excluded from both “EEA” and “EEA EFTA” averages.

## Regulatory evolution

The ERG initially worked on the long-standing issue of high prices for international roaming services. Following its creation in January 2010, BEREC took over responsibility for this work from ERG.

### ***The 2007 Regulation***

In 2005, ERG undertook a study on international roaming that concluded that the EC Regulatory Framework did not provide the necessary tool-kit for NRAs to tackle the problems identified. ERG wrote to the Commission in December 2005 highlighting its concerns.

After significant debate, the first Regulation on international roaming services was published on 29 June 2007. The primary provisions capped wholesale and retail charges voice calls under Eurotariff and set a number of transparency provisions to help to ensure that consumers were well informed. The provisions of the Regulation entered into force at different times, with retail and transparency provisions taking full effect by the end of September 2007 and wholesale provisions calculated annually from the end of August 2007<sup>3</sup>.

### ***The 2009 amended Regulation***

On 7 May 2008, the Commission launched a public consultation on the functioning of the 2007 Regulation. ERG's views expressed in response to the consultation were substantially reflected in the Commission's legislative proposals,<sup>4</sup> published on 23 September 2008, to extend the 2007 Regulation in duration and scope.

On 22 April 2009, the European Parliament adopted Regulation (EC) No 544/2009 at first reading, with a view to amending Regulation (EC) No 717/2007. Subsequently, on 8 June 2009, the Council of EU Telecoms Ministers formally adopted the new EU roaming rules approved by the European Parliament. The definitive text of Regulation (EC) No 544/2009 was published in the Official Journal of the European Union on 29 June 2009<sup>5,6</sup>.

In particular, the Regulation introduced the following measures related to price control, applicable from 1 July 2009 to 30 June 2012:

- an extension of wholesale and retail price regulation for voice, with yearly decreases in the levels of the caps;
- price regulation of SMS roaming services at both the wholesale and retail level;
- price regulation of data roaming services at the wholesale level.

And from July 2010 to June 2012:

- retail transparency measures to protect consumers from "bill shock" when data roaming.

---

<sup>3</sup> In Norway and Iceland the 2007 Regulation was in force from the end of 2007 to the 2<sup>nd</sup> quarter of 2010

<sup>4</sup> [http://ec.europa.eu/information\\_society/activities/roaming/docs/regulation/reg\\_en.pdf](http://ec.europa.eu/information_society/activities/roaming/docs/regulation/reg_en.pdf)

<sup>5</sup> <http://eur-lex.europa.eu/LexUriServ/LexUriServ.do?uri=OJ:L:2009:167:0012:0023:EN:PDF>

<sup>6</sup> From the 3<sup>rd</sup> quarter 2009 to the 1<sup>st</sup> quarter 2010, Regulation 544/2009 applied in the EU while the first Roaming Regulation (EC) No 717/2007 remained in force in Norway, Iceland and Liechtenstein, with slightly higher voice caps, no SMS caps and no wholesale data cap.

### **The 2012 Regulation**

On 29 June 2010, the Commission published an interim report<sup>7</sup> on the functioning of the 2009 Regulation. The Commission's Digital Agenda for Europe<sup>8</sup> also included a target for roaming, where 'the difference between roaming and national tariffs should approach zero by 2015'.

In accordance with the 2009 Regulation, BEREC provided advice to the Commission on the functioning of the Regulation and future regulatory options in its December 2010 Report<sup>9</sup>, supplemented by its February 2011 response to the Commission's public consultation<sup>10</sup>.

The Commission then published a full review of the functioning of the Regulation and legislative proposals for a new Regulation in July 2011<sup>11</sup>.

On 30 May 2012 the Council of the European Union approved the International Roaming Regulation III<sup>12</sup>, which entered into force on 1 July 2012<sup>13</sup>.

The Regulation introduced the following measures, applicable from 1 July 2012:

- an extension of wholesale and retail price regulation for voice and SMS with yearly decreases in the levels of the caps until 30 June 2014 with those caps to remain in force until 30 June 2022 for wholesale services, and until 30 June 2017 for the Eurotariffs, subject to a further review by 30 June 2016;
- an extension of wholesale price regulation for data with yearly decreases in the levels of the caps until 30 June 2014 with those caps to remain in force until 30 June 2022;
- price regulation of data roaming services at the retail level with a yearly decrease in the level of the cap until 30 June 2014 with the cap to remain in force until 30 June 2017, being subject to a further review in by 30 June 2016;
- the obligation for MNOs to meet all reasonable requests for wholesale roaming access, which comprises direct wholesale roaming access and wholesale roaming resale access under the rules set out in the Roaming Regulation. The Regulation also included provisions on the separate sale of roaming services which entered into force on 1 July 2014.

---

<sup>7</sup> [http://ec.europa.eu/information\\_society/activities/roaming/docs/interim\\_report2010.pdf](http://ec.europa.eu/information_society/activities/roaming/docs/interim_report2010.pdf)

<sup>8</sup> <http://eur-lex.europa.eu/LexUriServ/LexUriServ.do?uri=COM:2010:0245:FIN:EN:PDF>

<sup>9</sup> [http://erg.eu.int/doc/berec/bor\\_10\\_58.pdf](http://erg.eu.int/doc/berec/bor_10_58.pdf)

<sup>10</sup> [http://ec.europa.eu/information\\_society/activities/roaming/docs/cons11/Berec.pdf](http://ec.europa.eu/information_society/activities/roaming/docs/cons11/Berec.pdf)

<sup>11</sup> [http://ec.europa.eu/information\\_society/activities/roaming/index\\_en.htm](http://ec.europa.eu/information_society/activities/roaming/index_en.htm)

<sup>12</sup> <http://eur-lex.europa.eu/LexUriServ/LexUriServ.do?uri=OJ:L:2012:172:0010:0035:EN:PDF>

<sup>13</sup> With regard to the EEA EFTA countries, it must be noted that the Roaming Regulation applies in these countries as from 7 December (Norway and Liechtenstein) and 21 December (Iceland) 2012.

## Methodology for data collection

ERG first consulted on a draft version of its data questionnaire during September 2007. Following comments received, ERG amended the data questionnaire sent to providers, with an accompanying Explanatory Memorandum, in October 2007.

In order to verify the operators' compliance with the new Roaming III Regulation, BEREC updated the questionnaire. NRAs and the Commission were informally consulted on subsequent revisions of the template.

The information gathered for this Report covers both retail and wholesale prices and volumes for voice, SMS and data roaming services. Each NRA aggregated individual provider data to provide a national aggregate to BEREC. Therefore, only national aggregated data appears in this Report.

Over 150 providers of international roaming services provided information for this Report. These include virtually all of the mobile network operators in the EU, as well as a significant number of MVNOs that provide EU roaming services. BEREC estimates that this covers around 95% of EU consumers using international roaming services today.

There is a limited number of operators who have some problems supplying reasonable quality data. This is not at all unusual for a comprehensive data collection of this type. In most cases the NRA was able to work with the company to resolve or alleviate the problem. In other cases, where system upgrades will be necessary to comply with the new format of the data collection, the company was asked to provide the best possible estimate currently available and to complete upgrades in time to provide high quality data in the future.

The prices for the Eurotariff<sup>14</sup> may exceed the price caps due to the 30 second minimum initial charging interval and in some cases non-regulated calls have been included due to problems with reporting.

Some operators had problems making the split between EEA<sup>15</sup> countries and other European countries and this may affect certain graphs showing the surcharge as a result of billed minutes for intra-EEA roaming voice calls.

The reason of negative surcharges in the Figures 7-8 may result from data that includes domestic post-paid tariffs with bundles of the roaming services (voice, SMS, data) applicable in EEA countries.

At the wholesale level, operators often receive discounts based on variables like volume of traffic, calculated at the end of a 12-month period. When providing data for these reports, operators may estimate the effect of such discounts on data for each quarter. Because the actual discount may vary from the estimate, there may be an apparently 'anomalous' result for the quarter when the discount is actually applied. This should be kept in mind when comparing wholesale figures for different quarters in the same year.

---

<sup>14</sup> Roaming providers are required to make available to their customers in the countries listed above the Eurotariff that may be combined with any retail tariff. The roaming provider must apply the Euro-tariff automatically to all current roaming customers, with the exception of customers who select a special roaming tariff (e.g. a roaming package).

<sup>15</sup> European Economic Area. Roaming regulation applies to all Member States from the European Union and three of four member states of the European Free Trade Association (EFTA) (Iceland, Liechtenstein and Norway).

In a few cases the number of operators changed, which may cause an apparent change in price between quarters. This can also lead to strong volume changes.

When wholesale prices are above the price caps, in most cases the reason is that the average price to comply with the regulation is the annual price and not a quarterly one, and in such cases some quarters compensate for other quarters. Another reason may also be inaccuracies in reporting for the data collection itself.

For ease of comparison, the Euro is used throughout this Report. Within the EEA, currency fluctuations between the Euro and other national currencies are likely to have affected the average prices reported for EEA countries outside the Euro zone.

With regard to wholesale roaming resale access according to Article 3 para. 4 of the Roaming Regulation, MNOs may charge fair and reasonable prices for components not covered by para. 3. Thus prices may be higher than the price caps given in Article 7 para. 1. Some data also includes volumes and tariffs coming from roaming in non-EU countries in Europe. It should also be noted that the average wholesale roaming voice tariff for agreements applying Article 3 of the Roaming Regulation might be above the cap because the calculation is based on actual minutes (the Regulation permits to invoice 30 seconds for calls that are shorter). In one case annexes to contracts signed by the MNO and its MVNO/ MVNE, which introduce (among other aspects) new maximum rates under the EU regulation, were agreed between the parties and are currently in the signing process. Once the annexes have been signed, the regulated rates will be applied retroactively (i.e. from 01.07.2013).

In the case of EFTA countries, the Roaming Regulation applies in these countries as of 7 December 2012 (Norway and Liechtenstein) and 21 December 2012 (Iceland).

The Report includes data from Croatia where the Roaming Regulation applies as of 1 July 2013 as historical data are not available.

This Report updates also previously published estimates, especially in terms of the Eurotariff and alternative tariffs. Newly submitted data allow for more precise estimates.

## **Main Findings**

The information gathered by BEREC continues to show a good level of compliance with the Roaming Regulation in all EU Member States. At the retail level, all consumers have access to a Euro-voice, Euro-data and a Euro-SMS tariff. At the wholesale level, the voice, SMS and data roaming charges set between operators are in line with the declining regulated average caps. Some countries reported average prices slightly above the price caps.<sup>16</sup>

---

<sup>16</sup> The reasons for most such cases are explained in the Methodology Chapter. Moreover, NRAs are monitoring compliance with the provisions of the Regulation to gather further information on possible reasons for reported prices that are higher than the caps. BEREC will keep monitoring this issue closely.

## Evolution of prices

The applicable caps and the related EEA average prices during the data collection period were:

Service at Retail level (no VAT)	Q4 2014		Q1 2015	
	Price Cap	EEA Average	Price Cap	EEA Average
Eurotariff voice (making call) (€/min)	19	14	19	13.1
Eurotariff voice (receiving call) €/min)	5	3.5	5	3.4
Euro-SMS sent (€/SMS)	6	5.5	6	5.4
Data transfer (€/MB)	20	5.3	20	5.2

Service at wholesale level (no VAT)	Q4 2014		Q1 2015	
	Price Cap	EEA Average	Price Cap	EEA Average
Wholesale voice (€/minute)	5	4.8	5	3.7
Wholesale SMS (€/SMS)	2	1.6	2	1.3
Wholesale data (€/MB)	5	2.6	5	1.9

### Calls made (retail)

In general, average Eurotariff retail voice roaming rates (Figures 1 to 3) remained fairly below the regulated caps in most EEA Member States during the data collection period. For calls made, the EEA average Eurotariff was €0.140 in Q4 2014 and €0.131 in Q1 2015 compared to a cap of €0.19. The EEA average unregulated prices for alternative tariffs (Figure 1 to 3) was lower than during the equivalent period one year ago: €0.248 and €0.227 respectively in Q4 2014 and Q1 2015 compared to €0.286 and €0.271 in Q4 2013 and Q1 2014.

### Calls received (retail)

For calls received (Figures 4 and 5), the EEA average Eurotariff rate was nearer the cap at €0.035 during Q4 2014 and €0.034 in Q1 2015, compared to a cap of €0.050. For calls received, (Figure 6), unregulated prices are lower than during the equivalent period one year ago (€0.098 during Q4 2014 and €0.093 during Q1 2015 compared to €0.121 and €0.118 in Q4 2013 and Q1 2014).

### Surcharge for voice calls (retail)

Regarding the effects of standardisation of billing units for Eurotariff calls (Figures 7-8), the 2012 Regulation (the mechanism introduced in the amended 2009 Regulation) requires per second billing for Eurotariff calls made, with the possibility of charging for an initial minimum period of up to 30 seconds to cover the costs of setting up the call. This has led to a significant drop in the EEA average surcharge for calls made, from around 22% in Q2 2009 to 5.79% in Q4 2014 and to 5.07% in Q1 2015.



**Calls made (wholesale)**

At the wholesale level, (Figures 9-10) the EEA average Eurotariff was €0.048 in Q4 2014 and €0.037 in Q1 2015 compared to a cap of €0.05. The regulation has led to a constant reduction in the average EEA wholesale prices for intra-EEA roaming voice calls (Figure 11).

**Surcharge for voice calls (wholesale)**

At the wholesale level the surcharge for voice calls (Figure 12-13) decreased to 3.57% in Q4 2014 and to 3.35% in Q1 2015.

**Prices rest of the world (RoW)**

With regard to 'Rest of World' retail voice roaming calls (Figures 20-24), typical prices were significantly higher than for calls within EEA countries. Comparing the medium-term trends (Figure 24), a decreasing trend coupled with a yearly constant oscillation (Q1 > Q2 > Q4 > Q3) for calls made and received is shown. There are no indications that operators have in general tended to raise the prices of unregulated 'Rest of World' roaming calls to make up for loss of revenue due to lower regulated price caps.

**SMS (retail)**

The introduction of the Euro-SMS in the EEA in accordance with the 2009 Regulation continued in the 2012 Regulation and led to an EEA average Euro-SMS price (Figures 25-26) of around €0.055 in Q4 2014 and €0.054 in Q1 2015, compared to a regulated cap of €0.06. The EEA average price for unregulated SMS was higher, at €0.097 in Q4 2014 and €0.094 in Q1 2015. Before the 2009 Regulation, the EEA average SMS price was around €0.27 in Q1 2009 (Figure 27).

**SMS (wholesale)**

At the wholesale level, the 2012 Regulation led to a reduction in the average EEA SMS price (Figures 28-30) to €0.016 in Q4 2014 and €0.013 in Q1 2015. In comparison, the EEA average price was €0.133 in Q2 2009, before the 2009 Regulation came into force.

**Data (retail)**

The 2012 Regulation introduced new retail price caps for data services. This has led to a progressive drop in retail prices (Figures 34-35). There is a significant difference between the data Eurotariff and alternative tariffs for the relevant period: €0.053 in Q4 2014 and €0.052 in Q1 2015 for the Eurotariff compared to €0.105 and €0.090 for alternative tariffs.

### **Data (wholesale)**

At the wholesale level, the average data cap of €0.05 in Q4 2014 and Q1 2015 applies in the EEA under the 2012 Regulation. The EEA average price for non-group wholesale data (Figures 37-39) fell to €0.026 per MB in Q4 2014 and €0.019 per MB in Q1 2015, compared to €0.061 and €0.042 in Q4 2013 and Q1 2014.

### **Wholesale agreements (article 3)**

In the case of wholesale agreements based on Article 3 of the Roaming Regulation, only some operators submitted this data. BEREC's International Roaming Compliance Report<sup>17</sup> showed that operators negotiated roaming services at the wholesale level individually and that the provision of such services was based on commercial agreements. Some light MVNOs as well as resellers stated that these services continued to be provided on the basis of the existing contracts with national host MNOs.

### **Evolution of volumes**

In respect of EEA volumes on voice, SMS and data roaming services (Figures 16-19, 32-33 and 41-42), one particular issue stands out which is the significant difference between these services. While volumes for voice and SMS services show a minimal or small increase from 2008 (1.38 times for calls made, 1.91 times for calls received and 1.42 times for SMS sent comparing Q1 2015 and Q1 2008), data service volumes increased up to around 72 times in Q1 2015 compared to Q1 2008 correspondent quarters.<sup>18</sup>

### **Evidence of market forces at work**

For voice roaming services, average EEA prices are close to the regulated caps. This suggests that providers see little attraction in competing on Eurotariff rates, despite the fact that there is a significant margin between typical wholesale prices and retail caps.

On the other hand, as also reported in the previous Benchmark Reports, the European average alternative price for calls made remains significantly above the Eurotariff average price (Figure 3).

The Eurotariffs account for the majority of voice and SMS traffic. Nevertheless customers opt for these alternative tariffs and in Q1 2015, 36.7% of calls made and 26.1% of calls received were based on non-Eurotariffs (Figures 14-15). For text messages sent while roaming within EEA countries, unregulated non-Euro SMS tariffs accounted for 13.3% of the total volume (Figure 31). There is a significant different trend in the case of data roaming services. In Q1 2015 around 42.6% of data traffic was based on the non-Euro data tariff while roaming (Figure

<sup>17</sup> BEREC International Roaming Compliance Report (Regulation (EU) No 531/512 of the European Parliament and of the Council of 13 June 2012 on roaming), the link: [http://berec.europa.eu/eng/document\\_register/subject\\_matter/berec/reports/1482-berec-international-roaming-compliance-report-regulation-eu-no-531512-of-the-european-parliament-and-of-the-council-of-13-june-2012-on-roaming](http://berec.europa.eu/eng/document_register/subject_matter/berec/reports/1482-berec-international-roaming-compliance-report-regulation-eu-no-531512-of-the-european-parliament-and-of-the-council-of-13-june-2012-on-roaming)

<sup>18</sup> It should be noted that the results displayed in the charts might take into account values from a different number of operators that submitted data in the relevant quarters. In this Report Croatia is also included which could affect total volumes as well.

40)<sup>19</sup>. In this regard, the BEREC Reports on Transparency and Comparability of International Roaming Tariffs<sup>20</sup> also showed that a large number of operators offered a variety of packages of roaming data services. Positive outcomes of competition dynamics for data roaming are also signalled by the much bigger differential (compared to voice calls and SMS) between the regulated caps and the average Euro and non-Euro data price for MB both at retail and wholesale levels.

### **LBO services**

In 2014 Art 4 and 5 (Separated sale of retail roaming services) of the Roaming III Regulation entered into force. Until now only one operator from Lithuania offering LBO services submitted data to BEREC for Q4 2014 and Q1 2015.

---

<sup>19</sup> It must be noted that not all countries provided data for prepaid or postpaid alternative tariffs and care should be taken when comparing percentages with voice and SMS services.

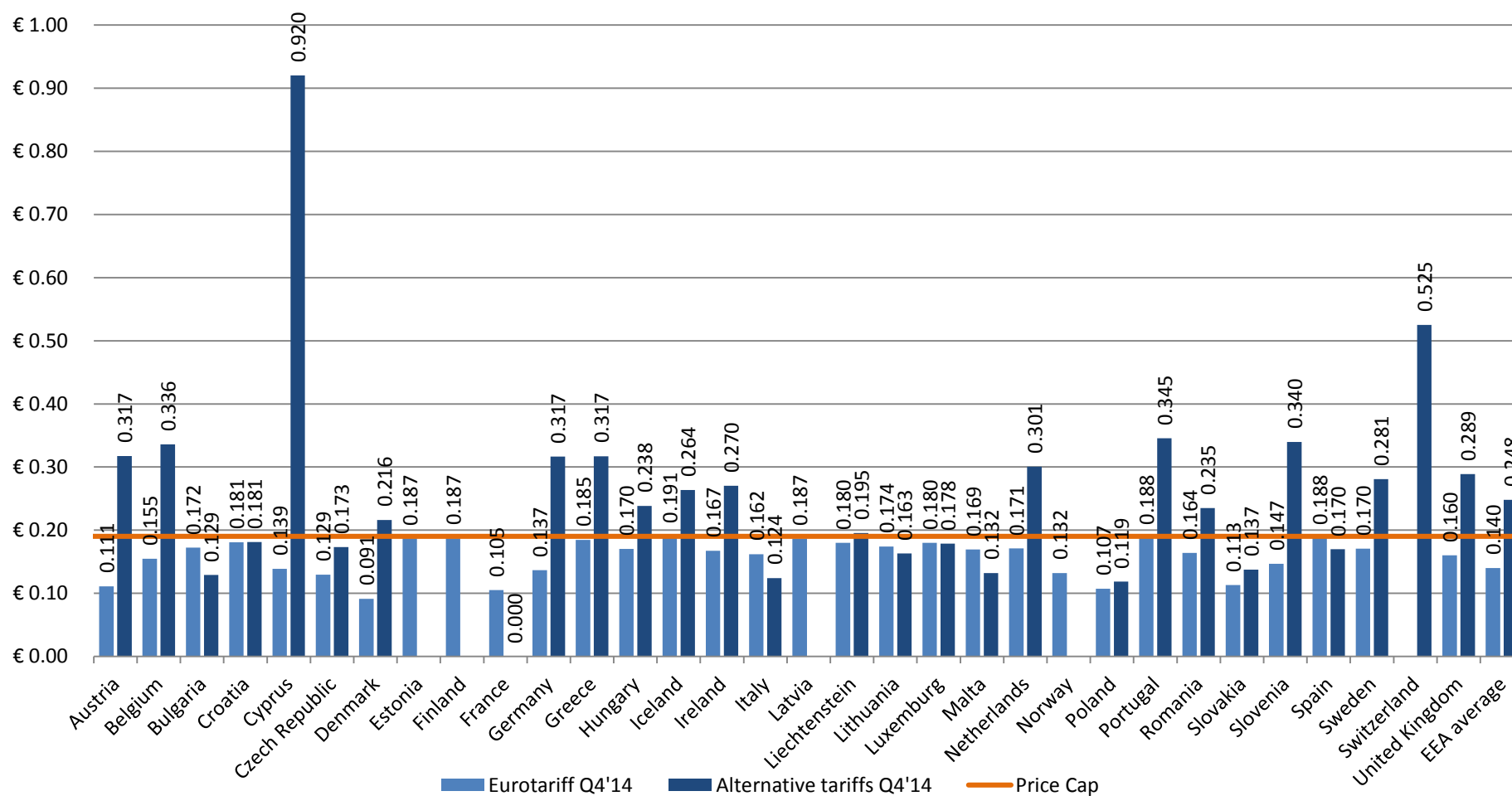
<sup>20</sup> BEREC Reports on transparency and Comparability of International Roaming Tariffs: 2013: [http://bereg.europa.eu/eng/document\\_register/subject\\_matter/bereg/reports/3903-report-on-transparency-and-comparability-of-international-roaming-tariffs](http://bereg.europa.eu/eng/document_register/subject_matter/bereg/reports/3903-report-on-transparency-and-comparability-of-international-roaming-tariffs)  
2014: [http://bereg.europa.eu/eng/document\\_register/subject\\_matter/bereg/reports/4787-report-on-transparency-and-comparability-of-international-roaming-tariffs](http://bereg.europa.eu/eng/document_register/subject_matter/bereg/reports/4787-report-on-transparency-and-comparability-of-international-roaming-tariffs)

# Charts

# **Voice roaming services**

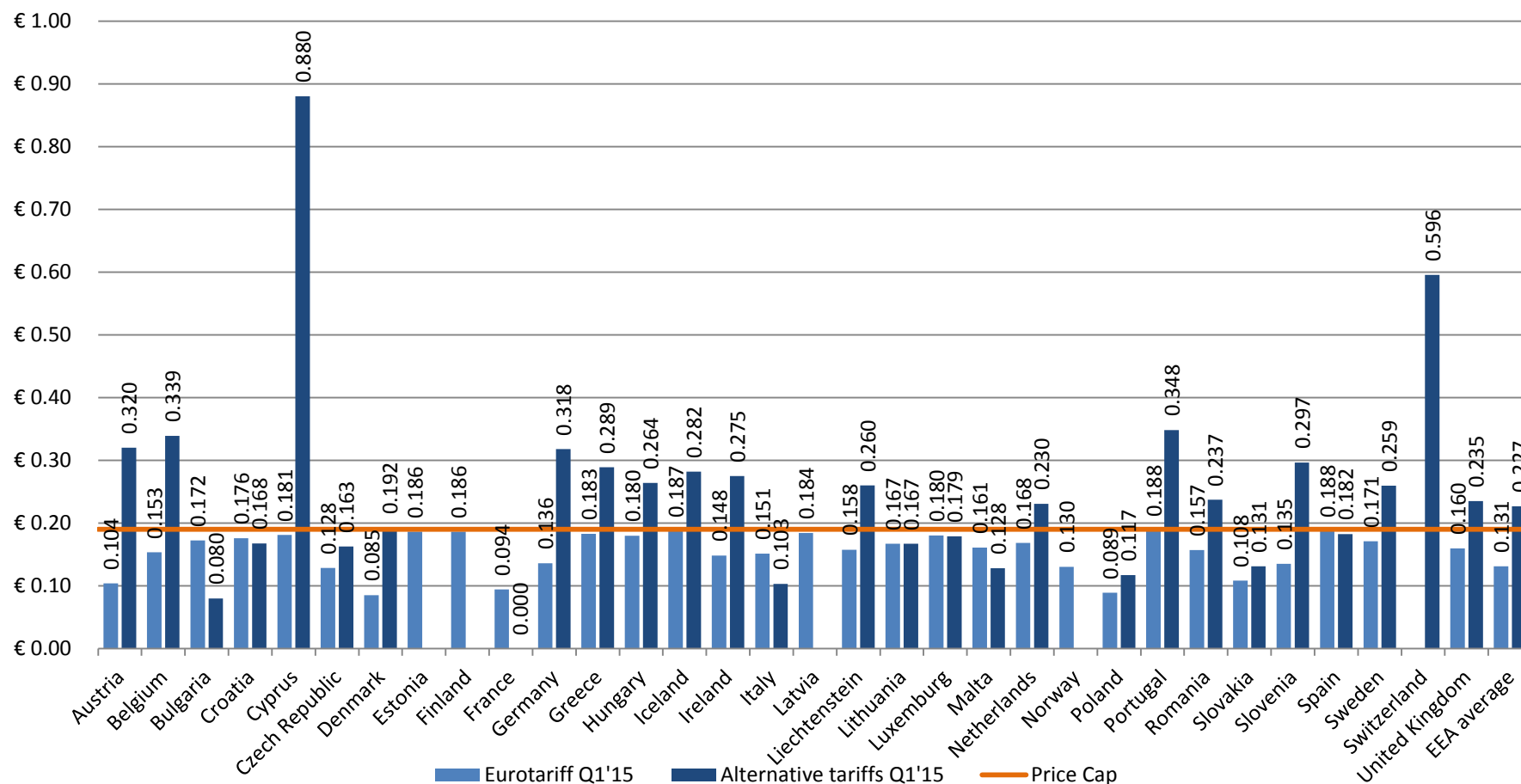
## **Retail prices**

**Figure 1: Average retail price per minute for intra-EEA roaming voice calls made:  
Eurotariff and alternative tariffs (Q4 2014)**



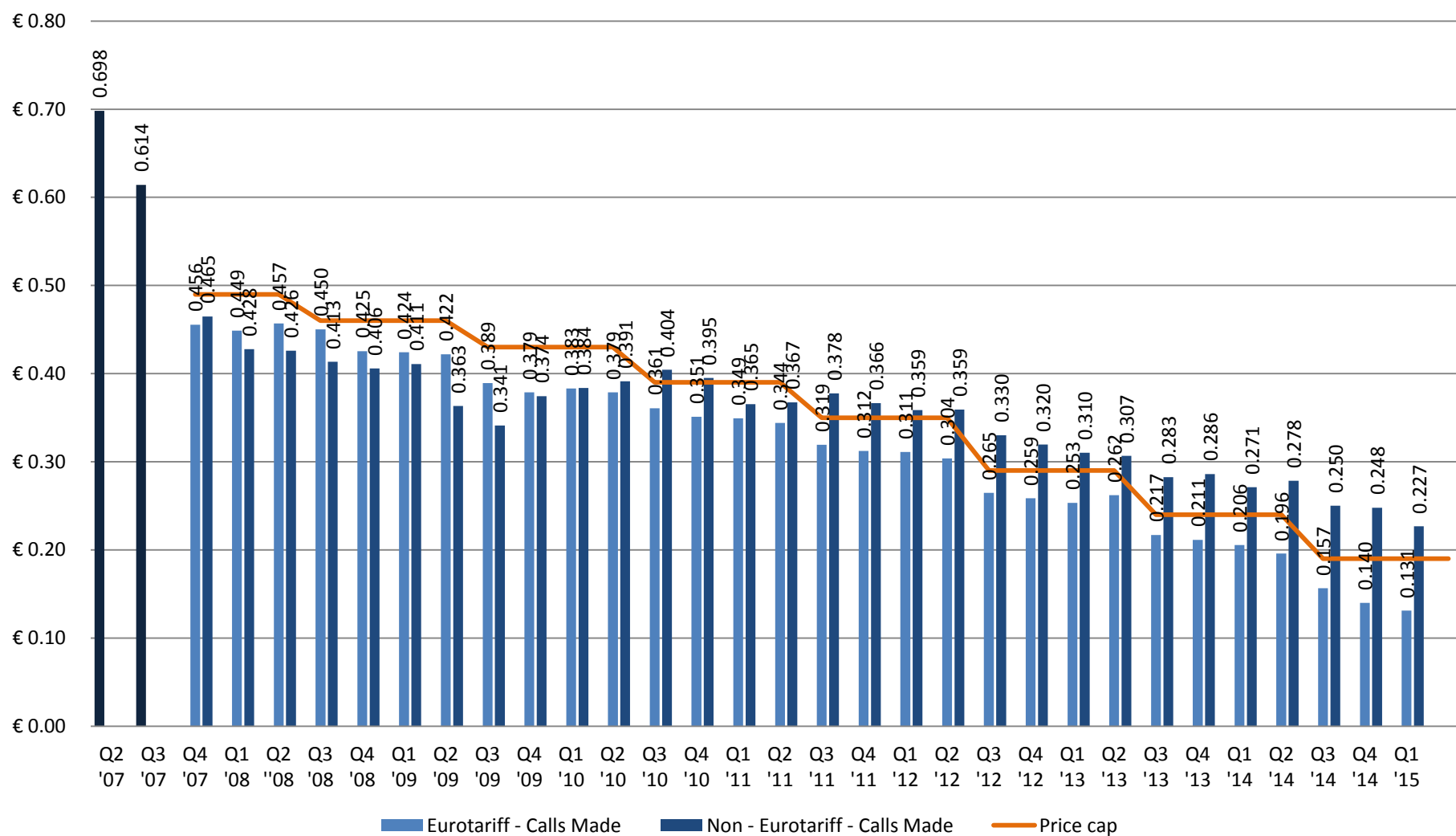
Data for alternative tariffs for some countries have not been reported and for others there are no alternative tariffs.

**Figure 2: Average retail price per minute for intra-EEA roaming voice calls made:  
Eurotariff and alternative tariffs Q1 2015**



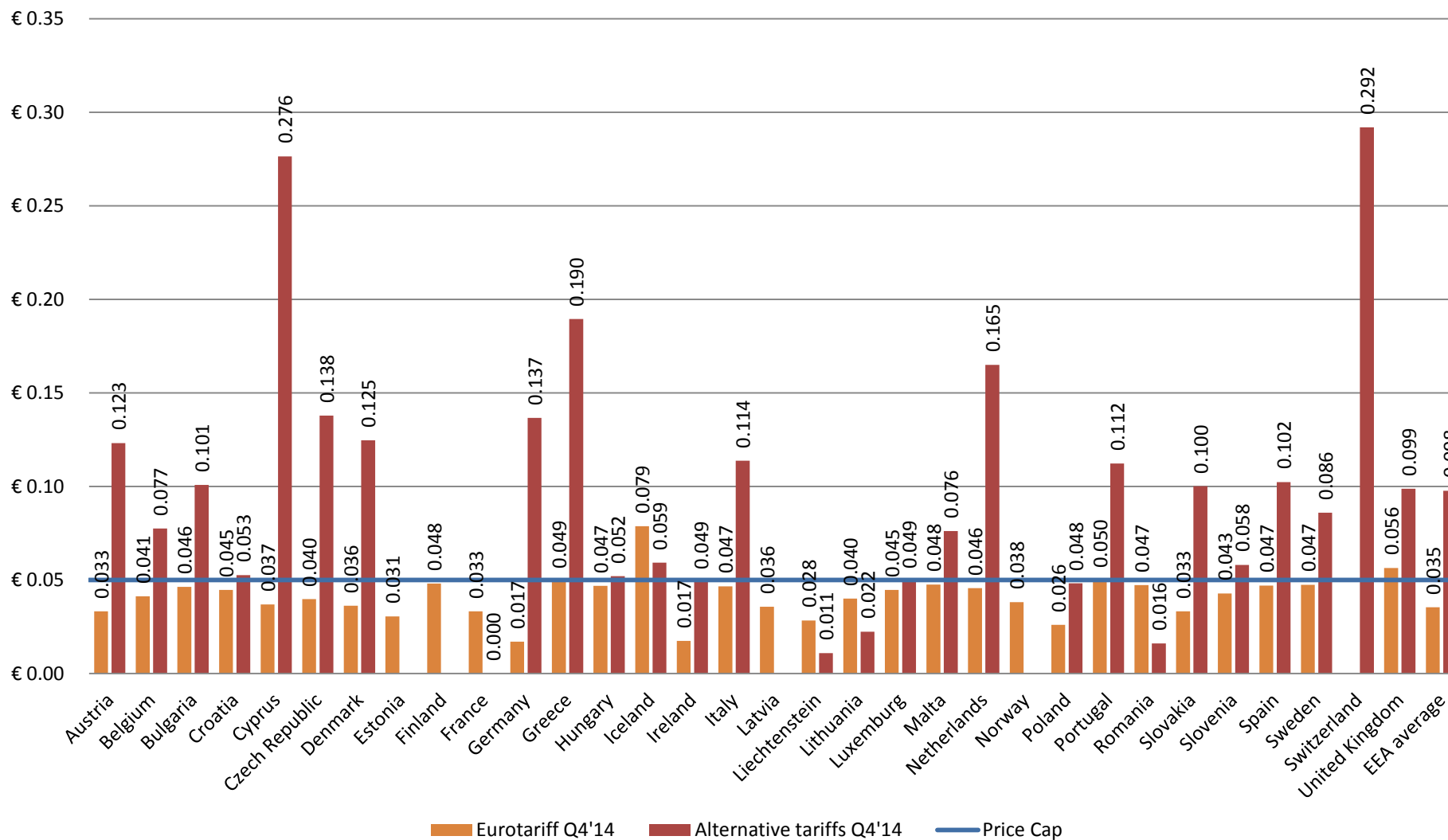
Data for alternative tariffs for some countries have not been reported and for others there are no alternative tariffs.

**Figure 3: EEA average retail price per minute for intra-EEA roaming voice calls made**



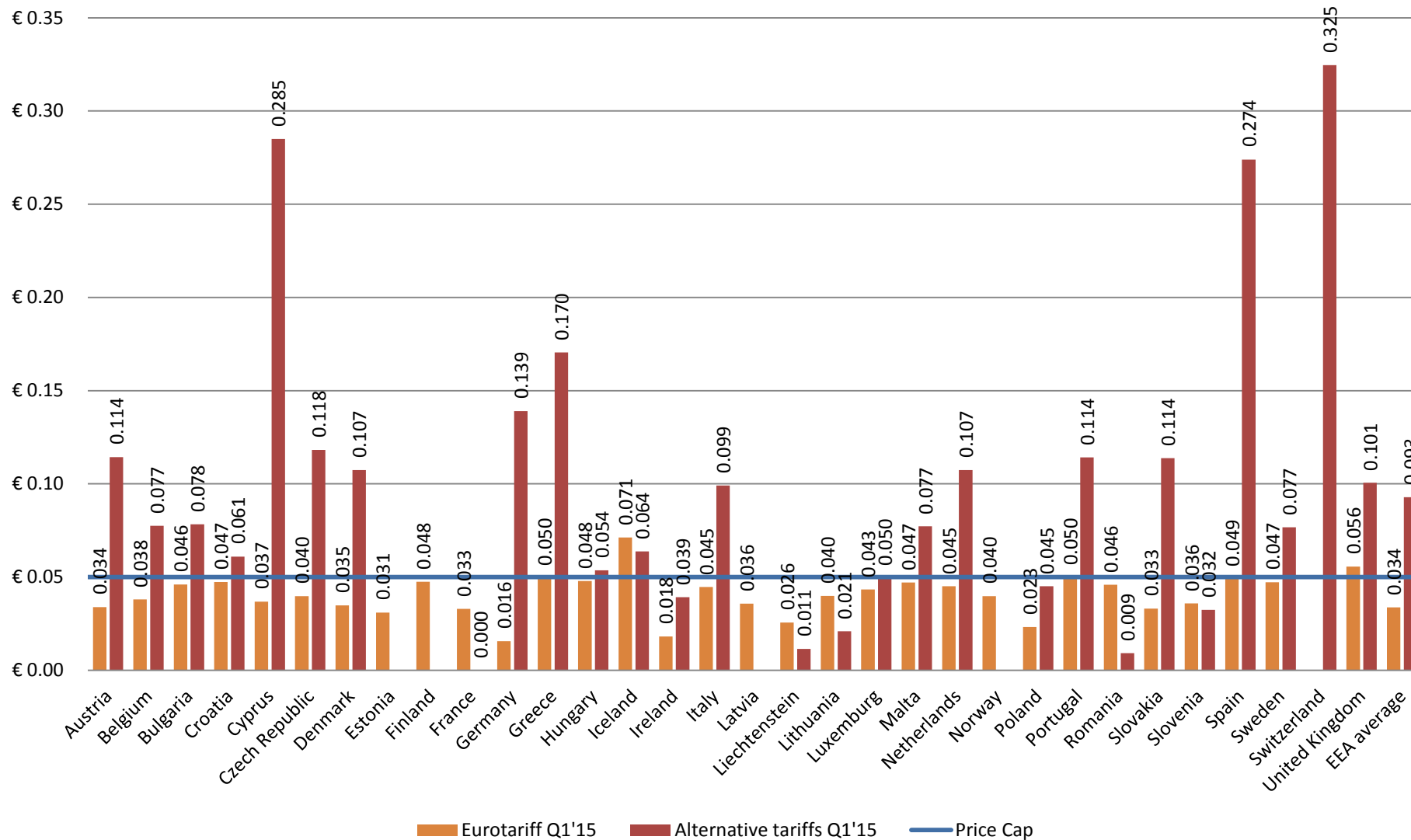


**Figure 4: Average retail price per minute for intra-EEA roaming voice calls received: Eurotariff and alternative tariffs Q4 2014**



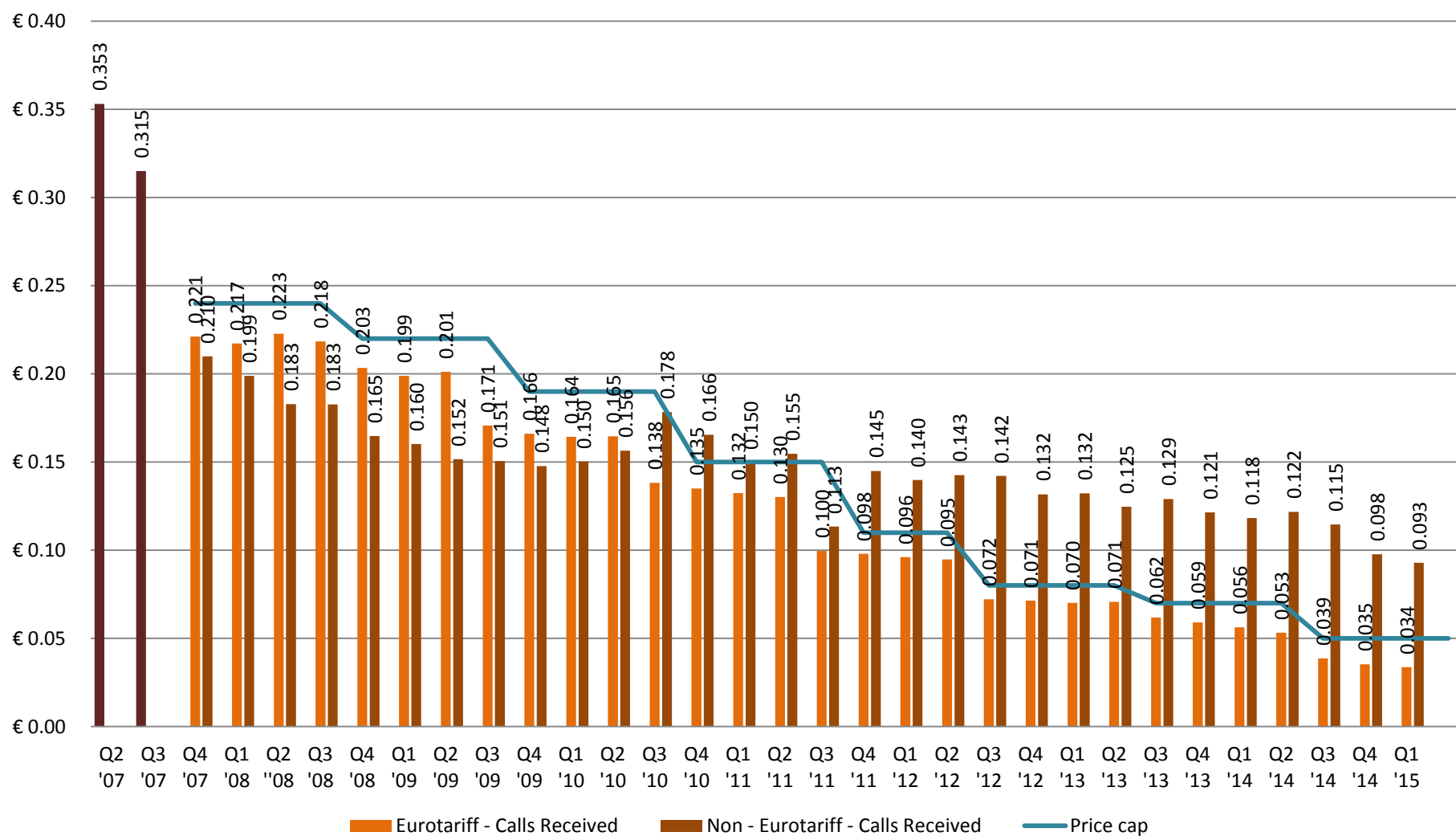
Data for alternative tariffs for some countries have not been reported and for others there are no alternative tariffs.

**Figure 5: Average retail price per minute for intra-EEA roaming voice calls received: Eurotariff and alternative tariffs Q1 2015**



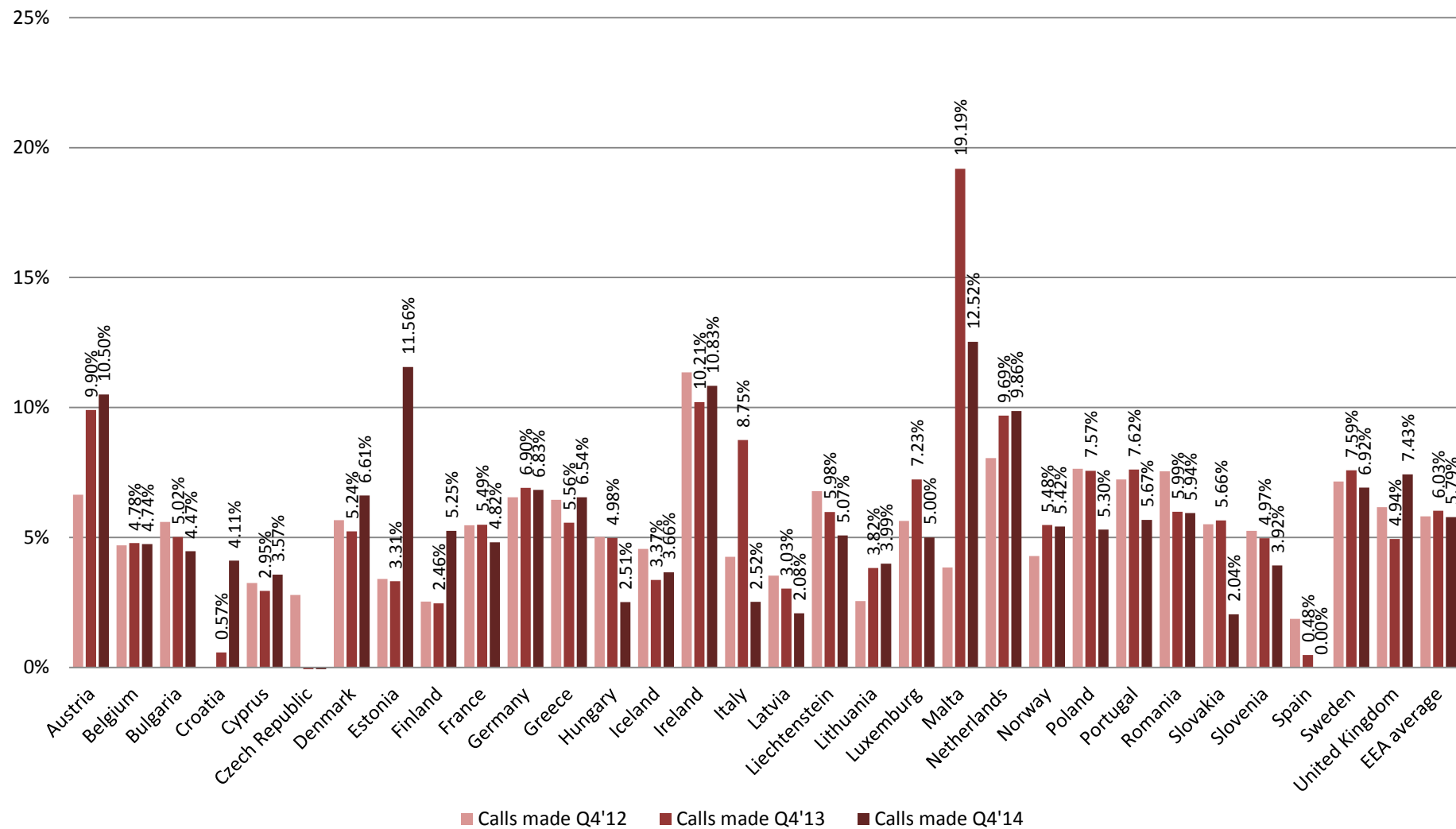
Data for alternative tariffs for some countries have not been reported and for others there are no alternative tariffs.

**Figure 6: EEA average retail price per minute for intra-EEA retail roaming voice calls received**

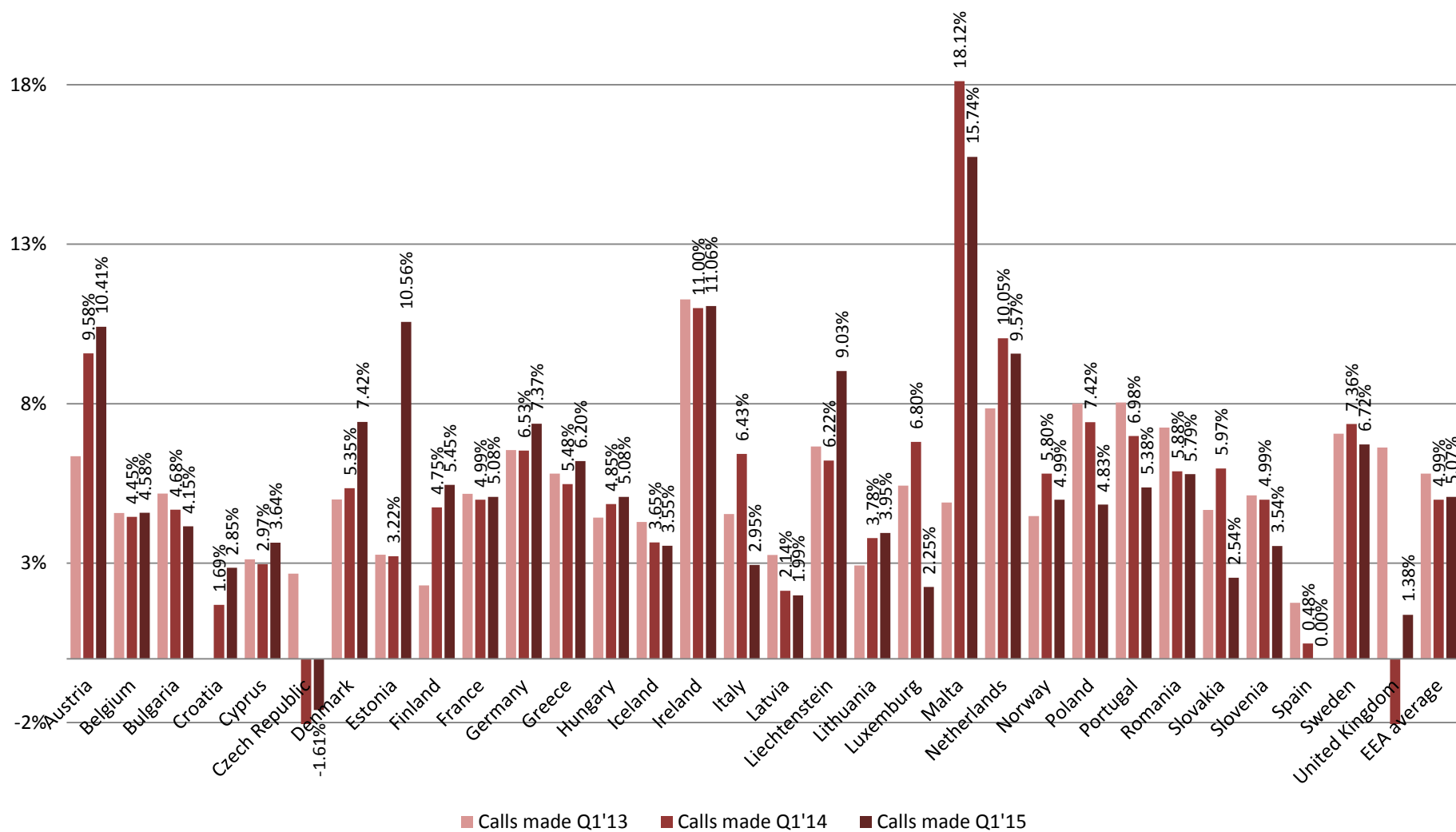


## **Surcharge for roaming voice calls made**

**Figure 7: Surcharge as a result of billed minutes for intra-EEA roaming voice calls made: Eurotariff Q4 2014**

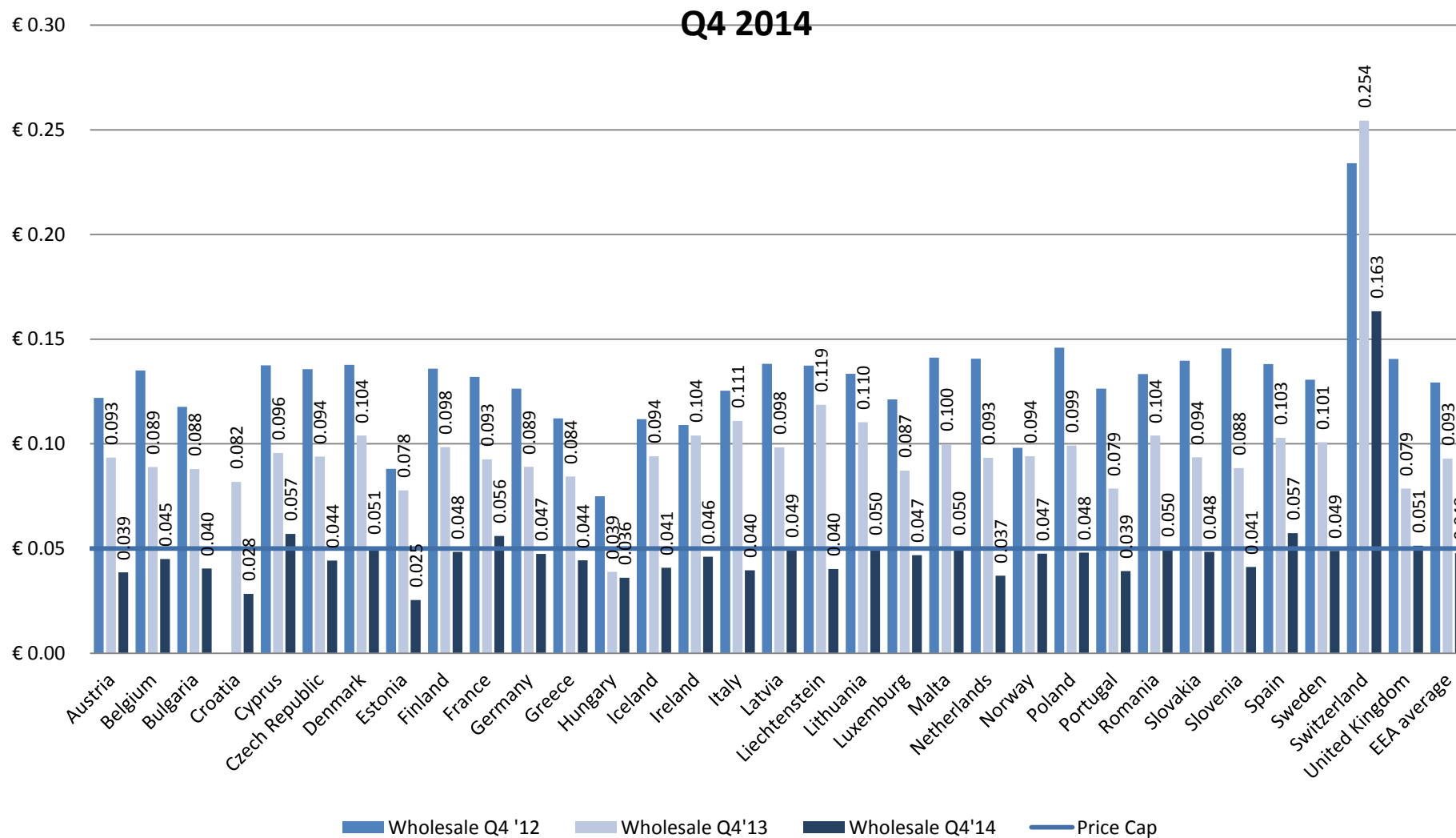


**Figure 8: Surcharge as a result of billed minutes for intra-EEA roaming voice calls made: Eurotariff Q1 2015**



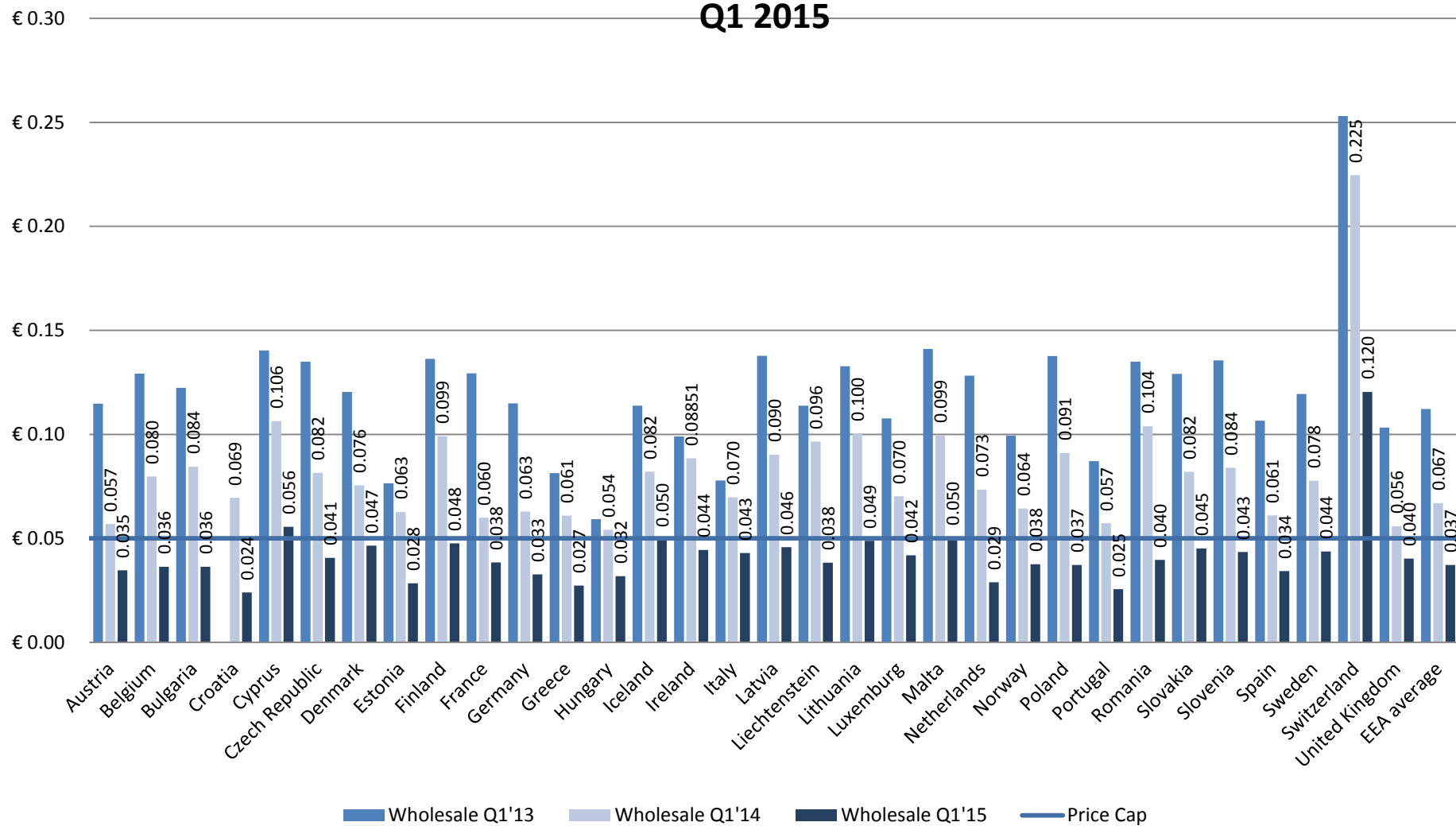
## **Wholesale prices**

**Figure 9: Average wholesale price per minute for intra-EEU roaming voice calls: charges to non-group companies (wholesale roaming inbound)**

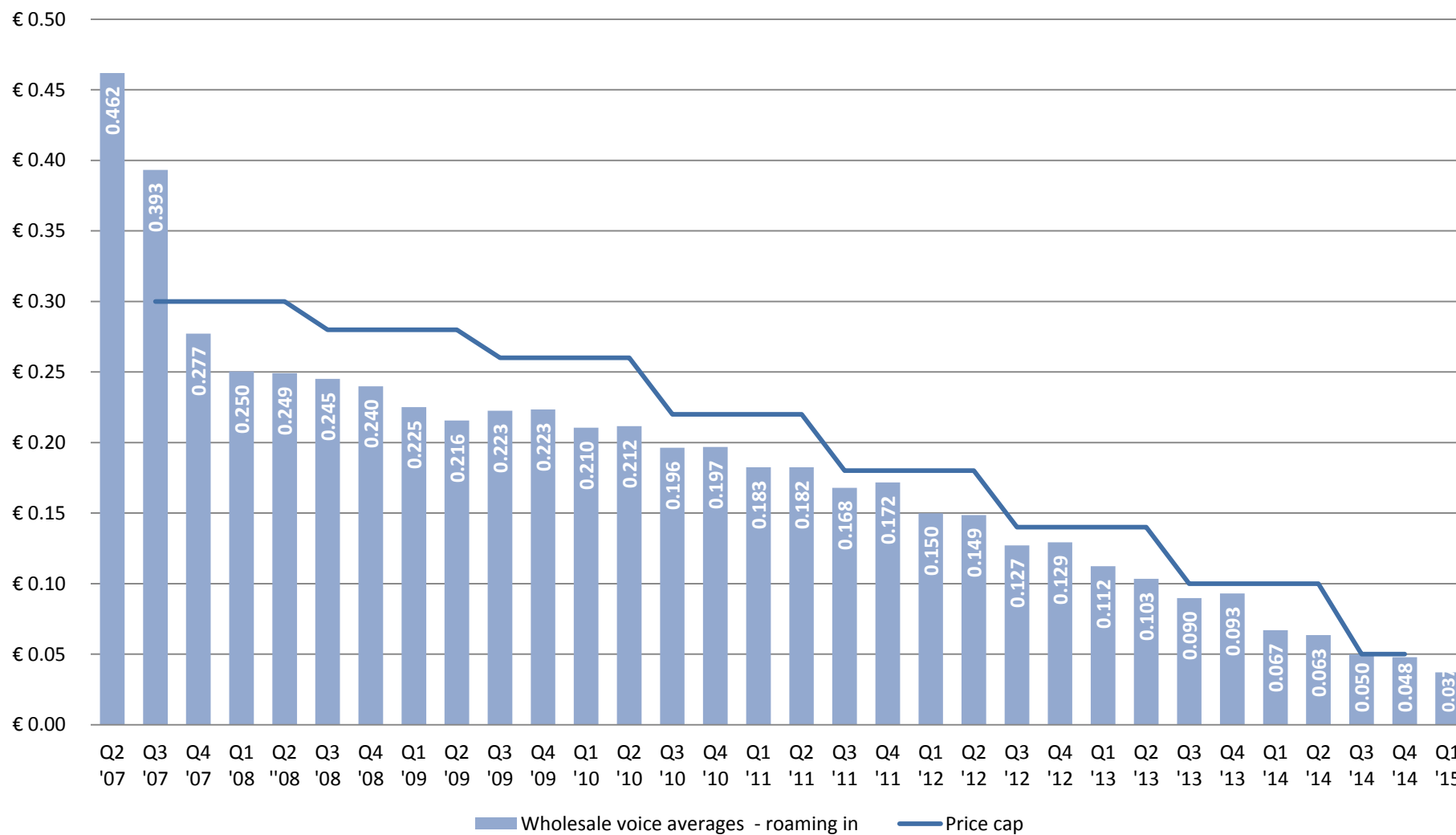




**Figure 10: Average wholesale price per minute for intra-EEU roaming voice calls: charges to non-group companies (wholesale roaming inbound)  
Q1 2015**

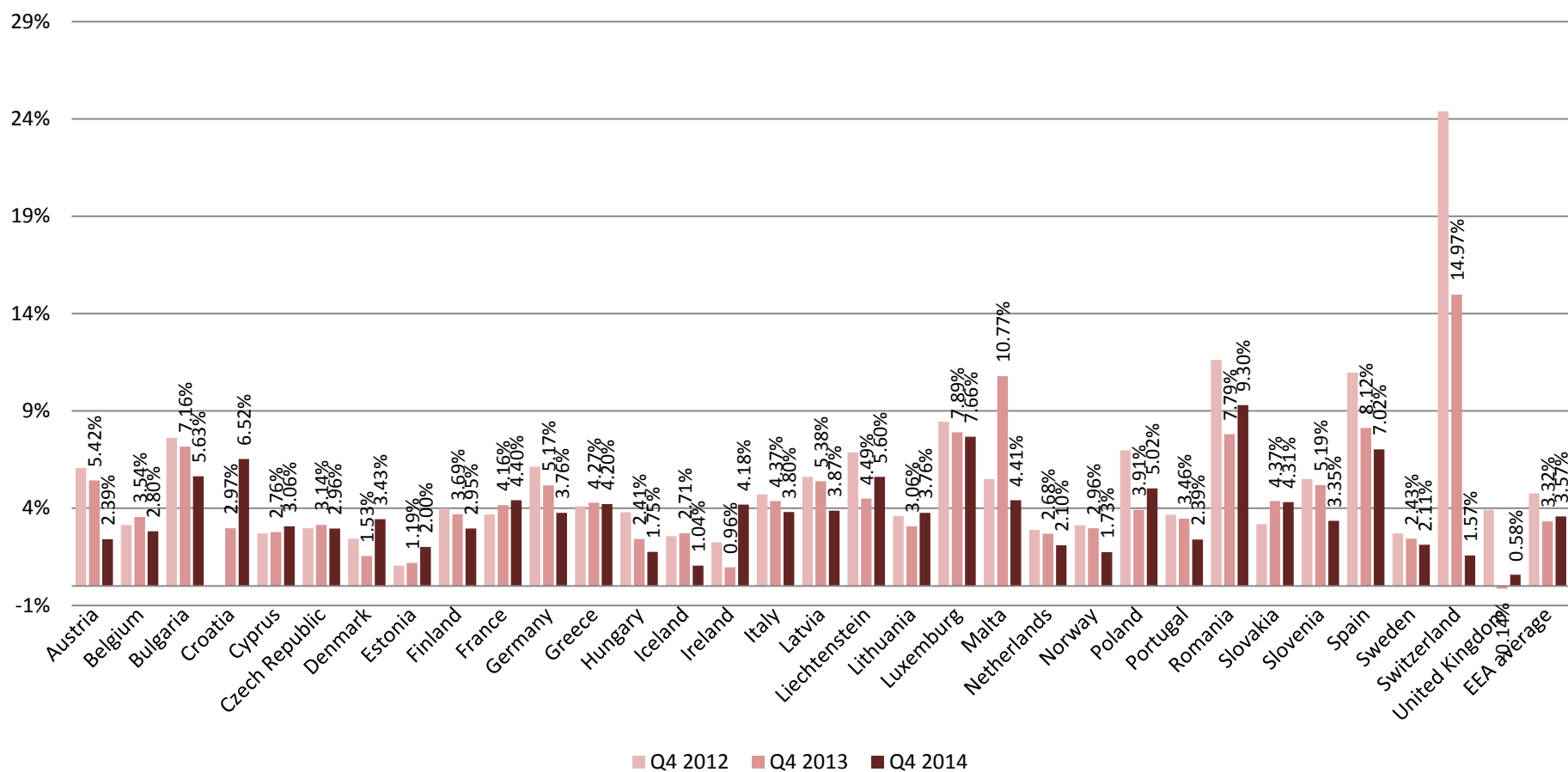


**Figure 11: EEA average price per minute for wholesale non-group roaming voice calls**

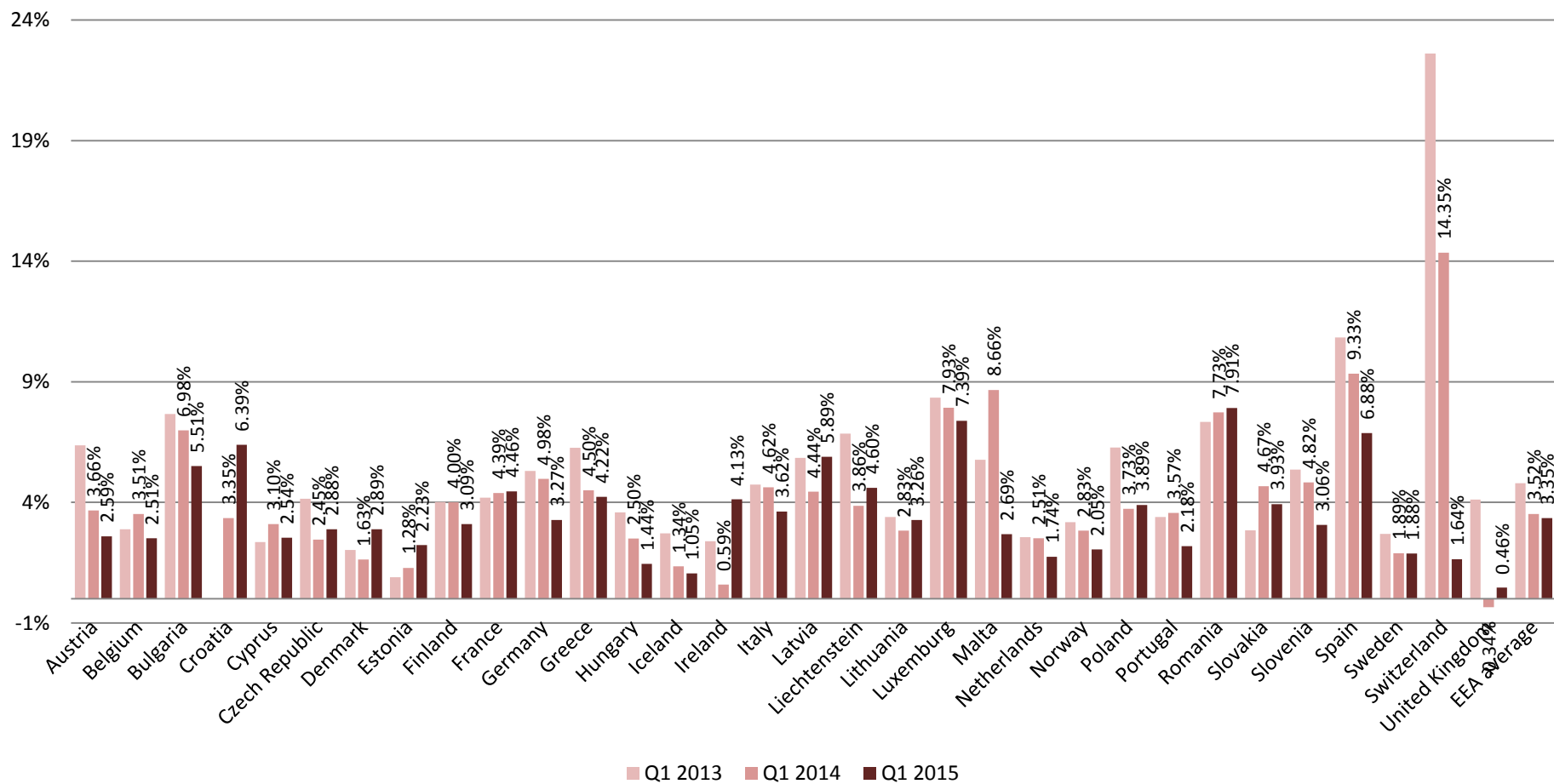


## **Surcharge for wholesale voice calls**

**Figure 12: Surcharge as a result of billed minutes for intra-EEA wholesale voice calls  
(non-group companies)  
Q4 2014**

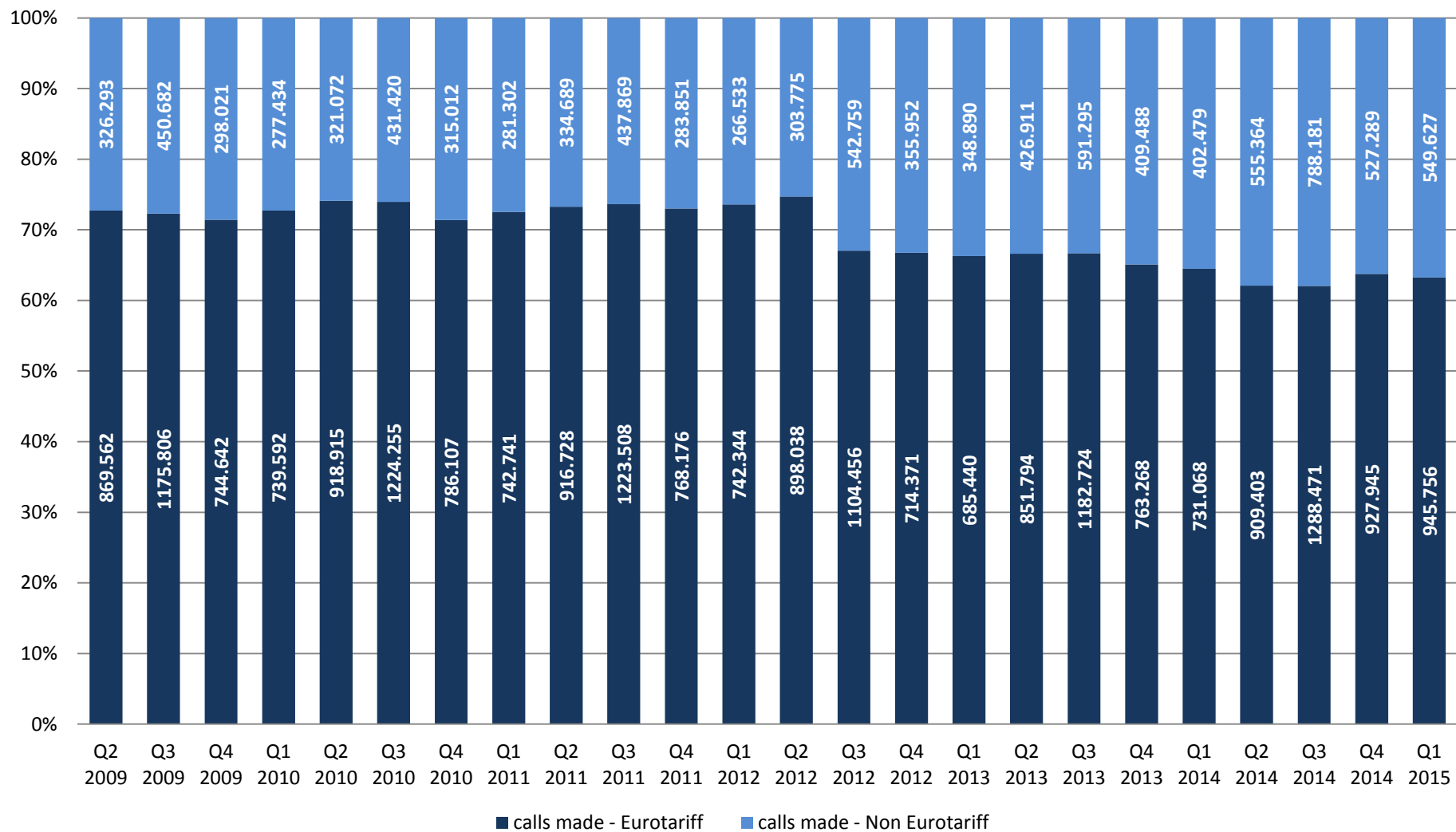


**Figure 13: Surcharge as a result of billed minutes for intra-EEA wholesale voice calls  
(non-group companies)  
Q1 2015**

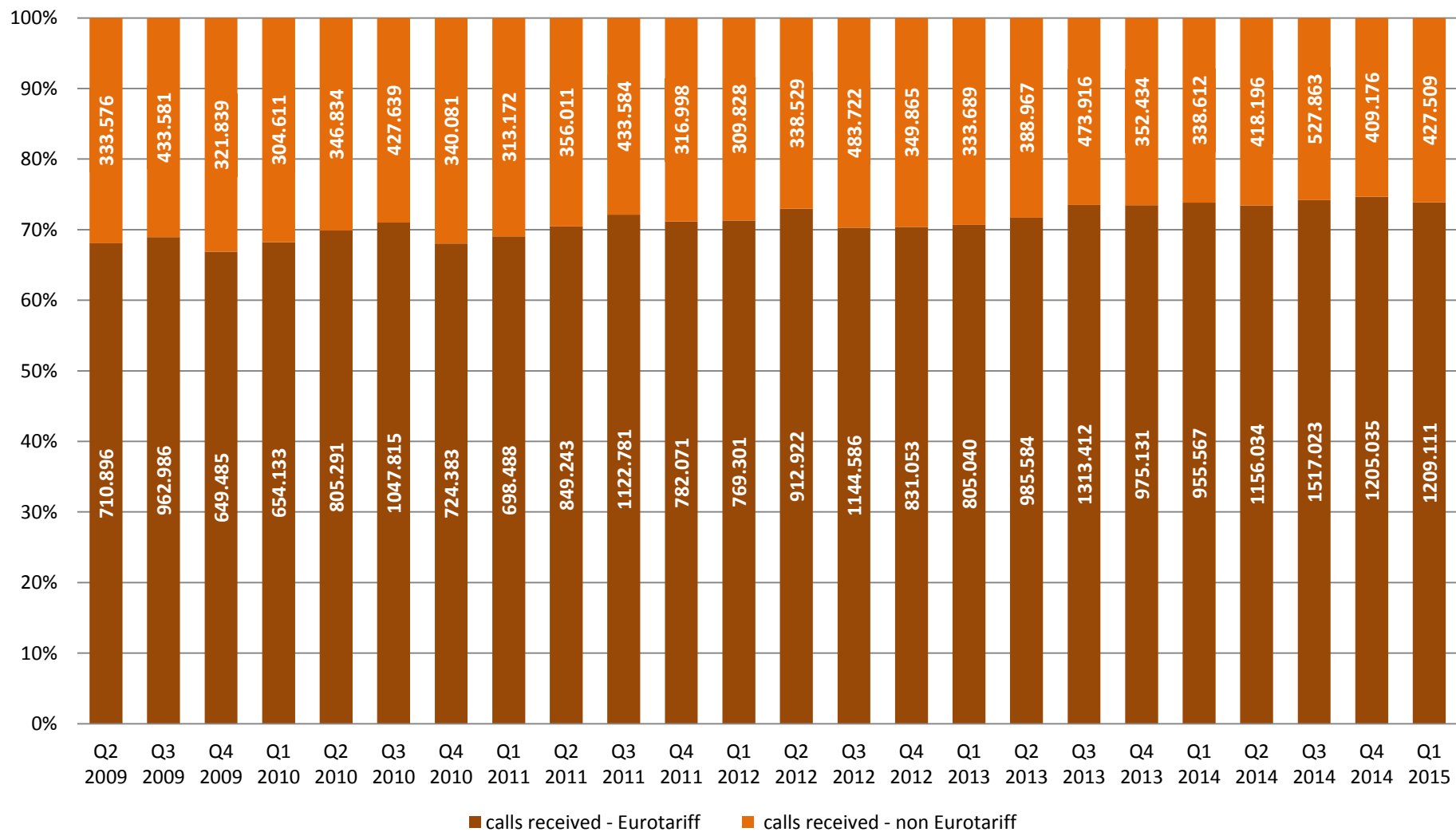


**Percentage of alternative tariffs on total volumes for calls  
made/received**

**Figure 14: EEA percentage of calls made: Eurotariff and alternative tariffs  
(millions of minutes)**



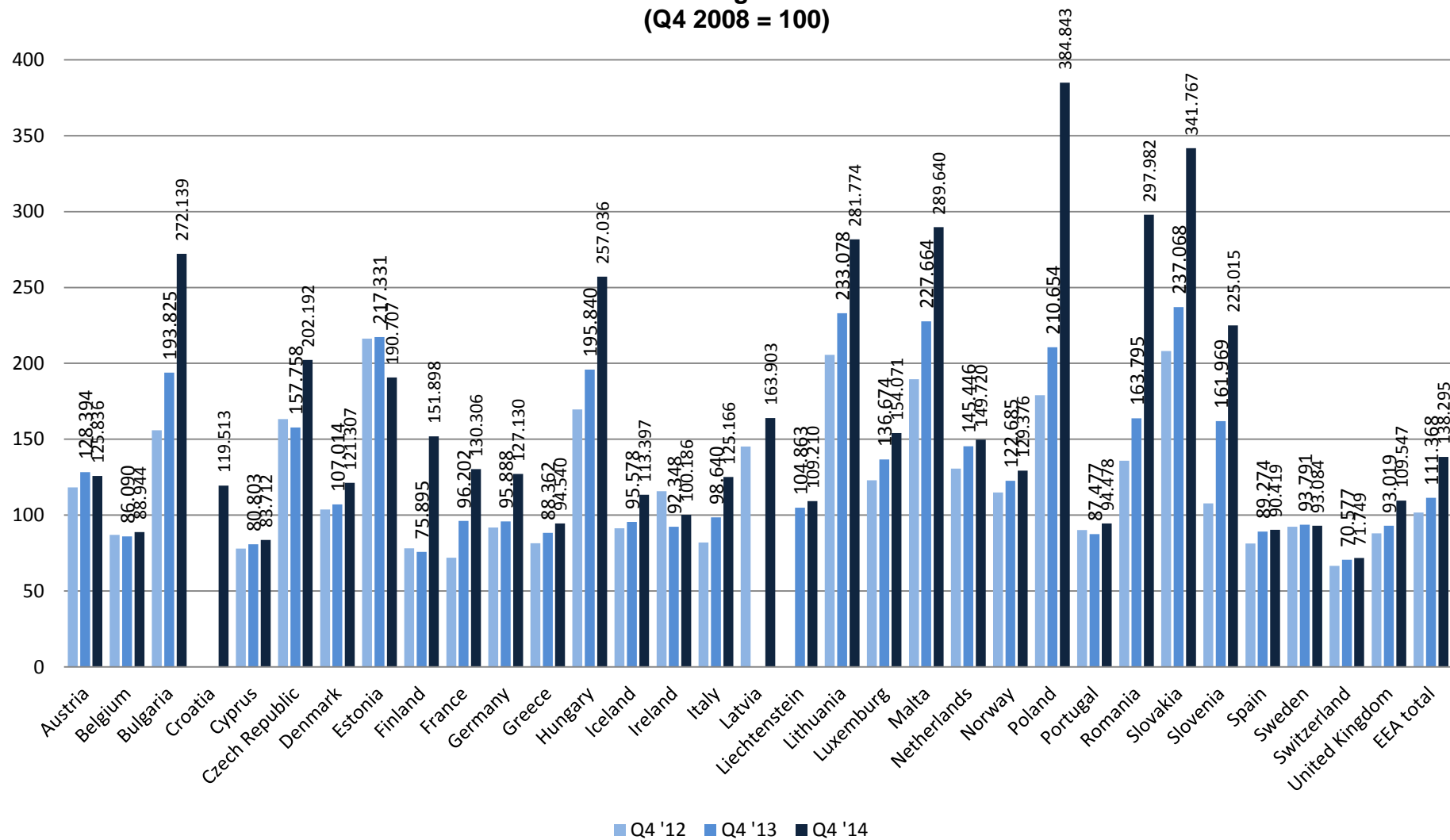
**Figure 15: EEA percentage of calls received: Eurotariff and alternative tariffs  
(millions of minutes)**





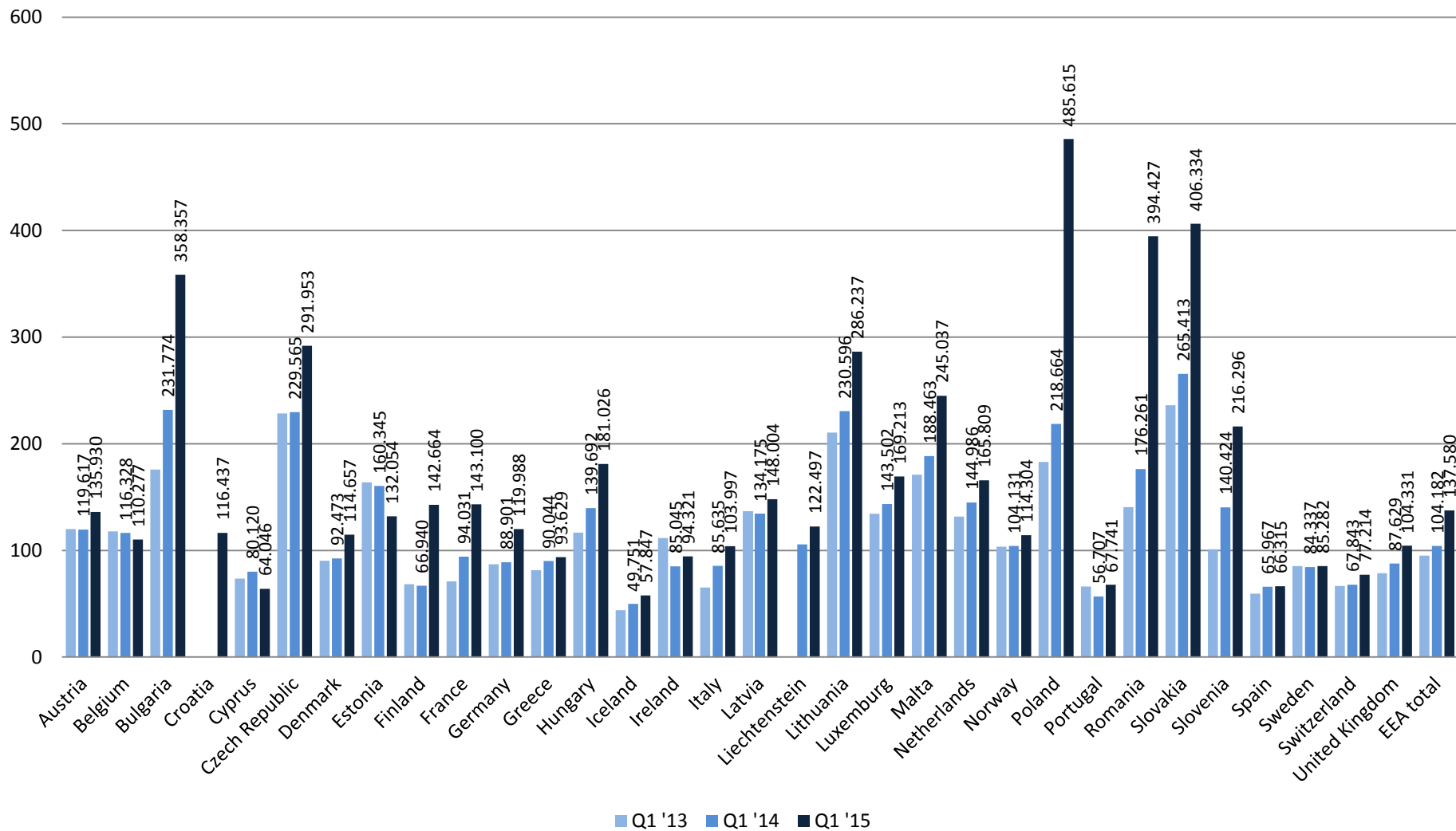
## **Volumes of retail roaming voice calls**

**Figure 16:**  
**Outgoing international roaming traffic Index,**  
**intra-EEA roaming calls in Q4 2014**  
**(Q4 2008 = 100)**



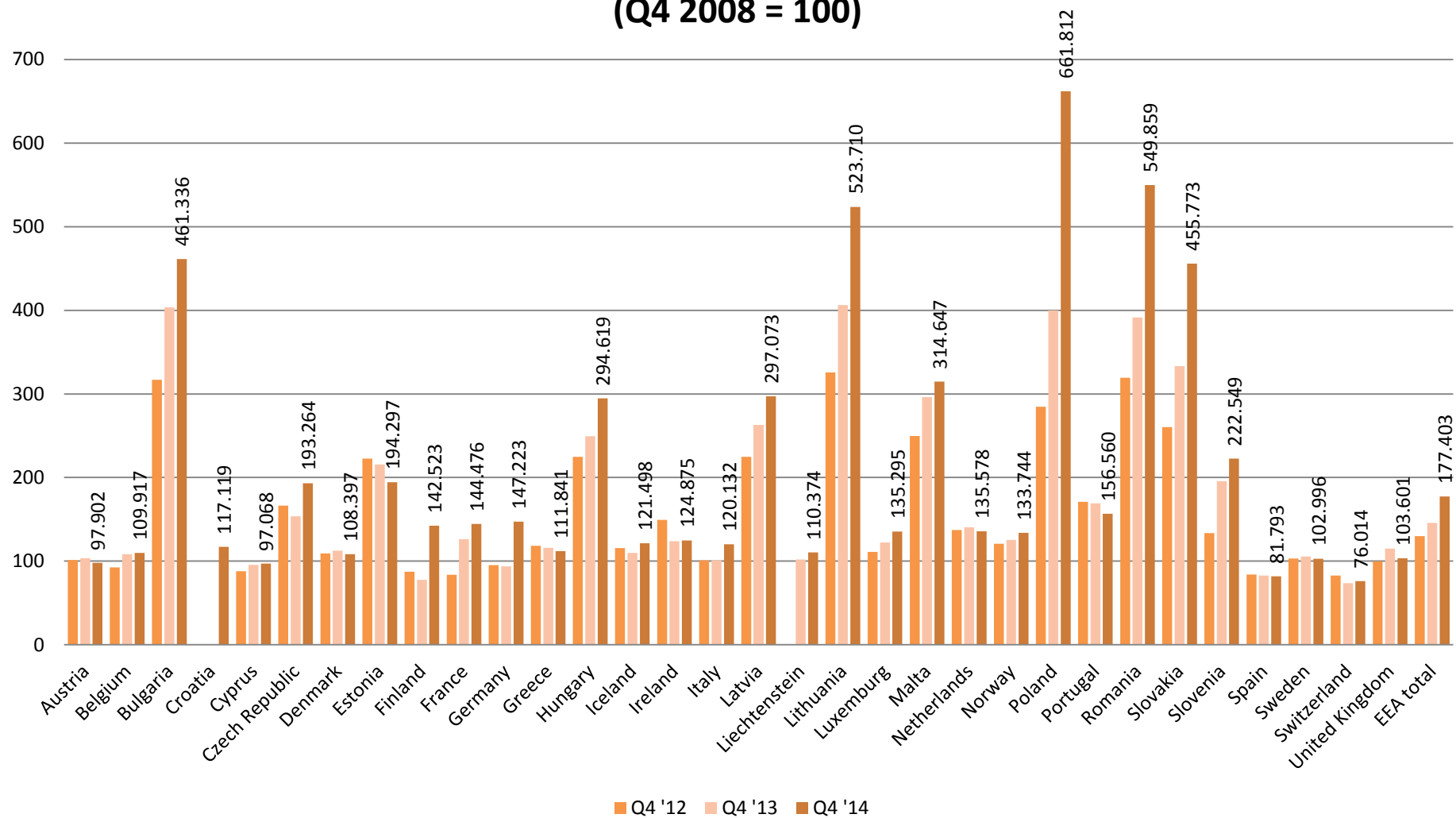
Liechtenstein based on Q4 2012 = 100, Croatia based on Q4 2013 = 100

**Figure 17: Outgoing international roaming traffic Index,  
intra-EEA roaming calls in Q1 2015  
(Q1 2008 = 100)**



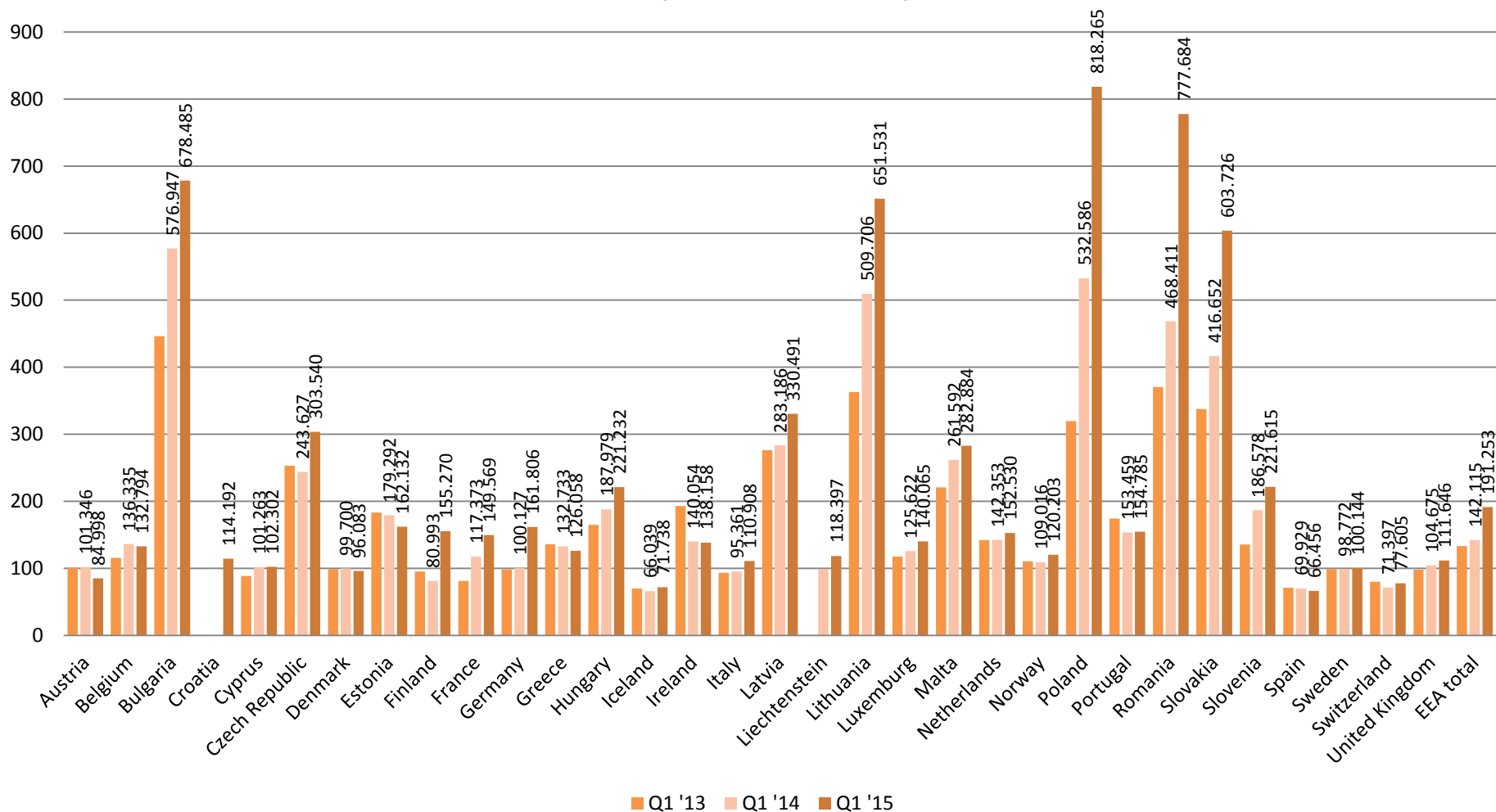
Croatia based on Q1 2014 = 100, Liechtenstein based on Q1 2013 = 100 and Switzerland based on Q1 2009 = 100

**Figure 18: Incoming international roaming traffic Index,  
intra-EEA roaming calls in Q4 2014  
(Q4 2008 = 100)**



Liechtenstein based on Q4 2012 = 100, Croatia based on Q4 2013

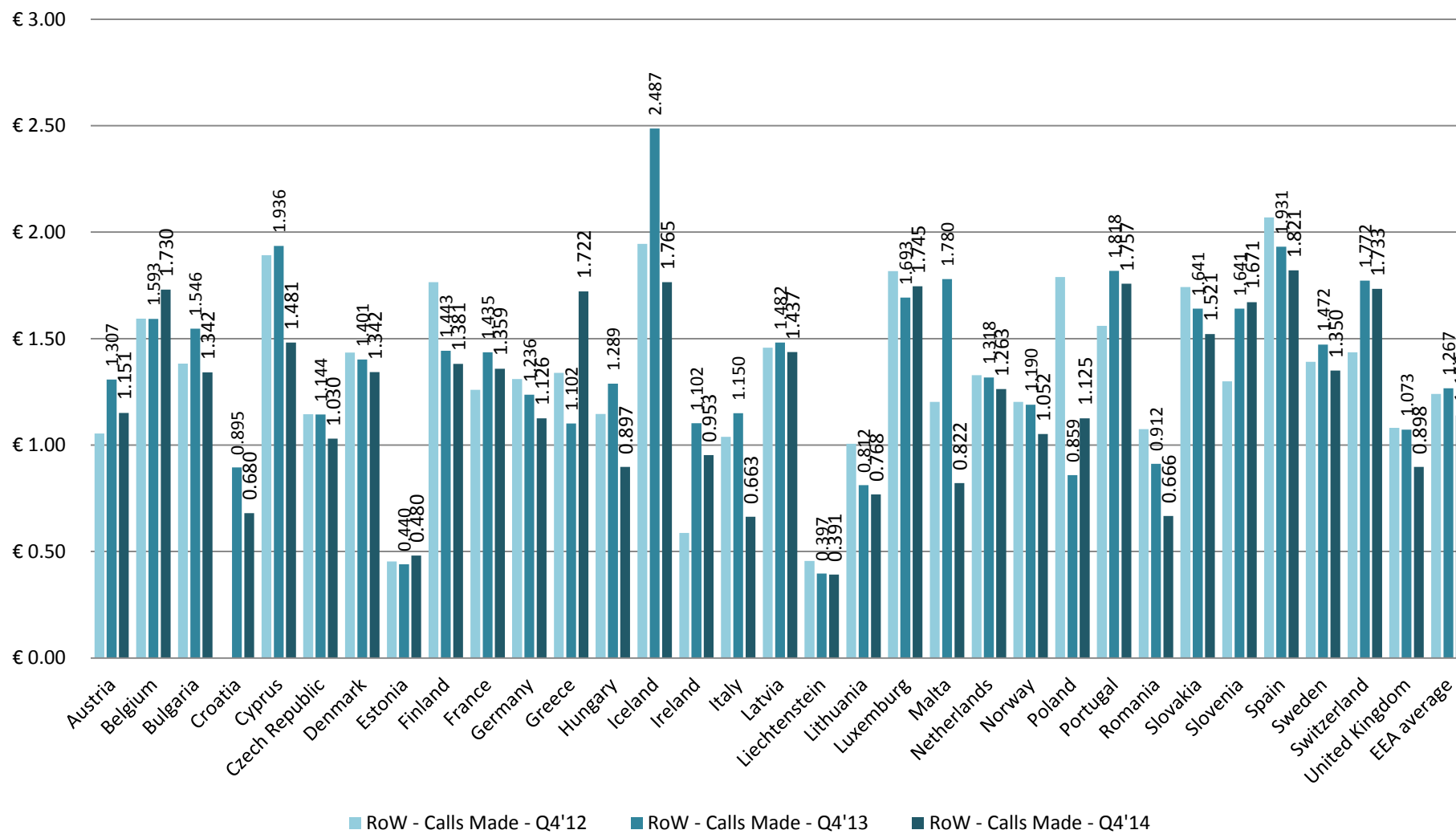
**Figure 19: Incoming international roaming traffic Index, intra-EEA roaming calls in Q1 2015 (Q1 2008 = 100)**



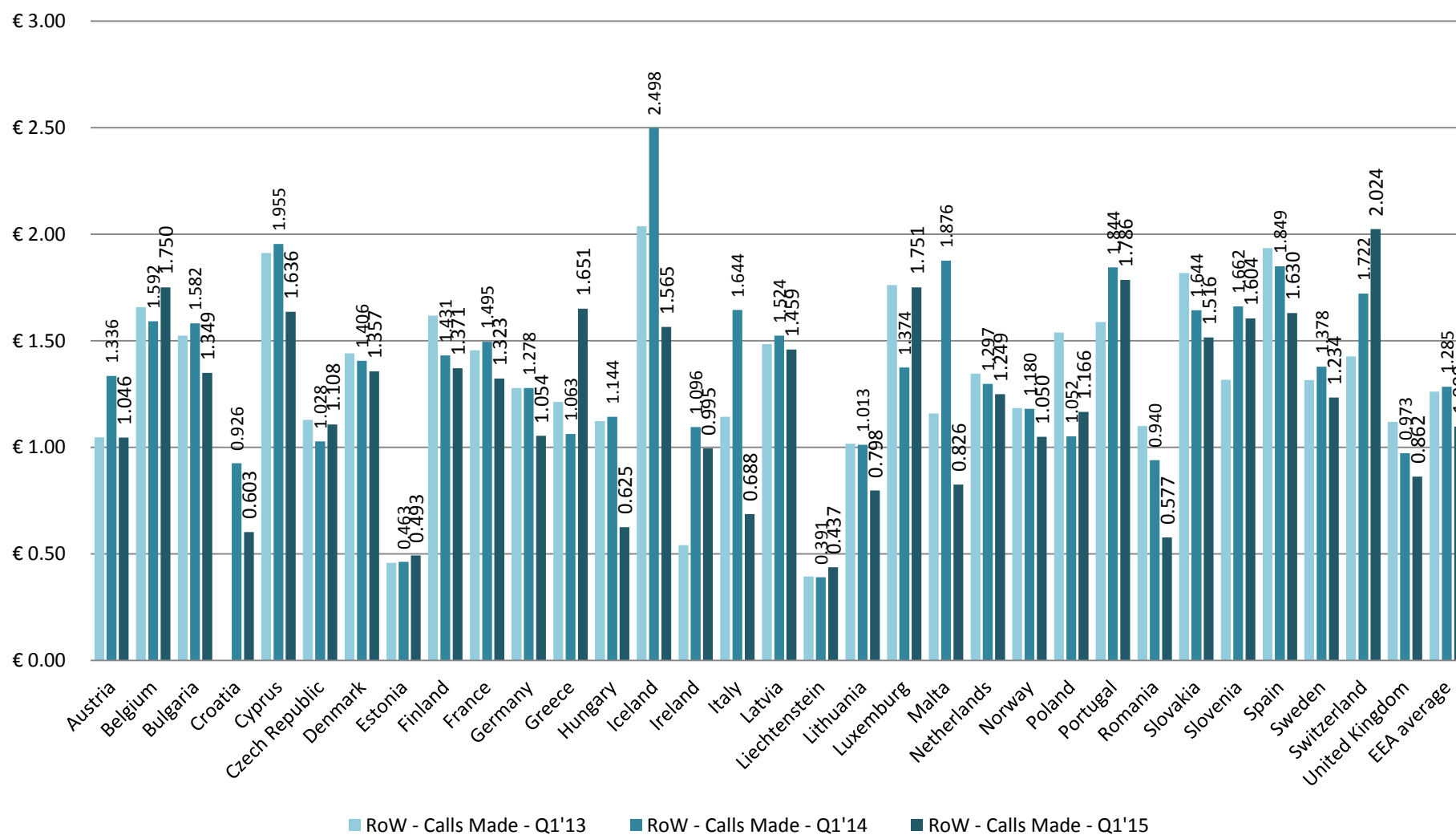
Croatia based on Q1 2014 = 100, Liechtenstein based on Q1 2013 = 100, Switzerland based on Q1 2009 = 100 and Luxemburg based on Q1 2009 = 100

## **Retail and wholesale prices - outside EEA**

**Figure 20: Average retail price per minute for roaming voice calls made by EEA customers outside EEA Q4 2014**

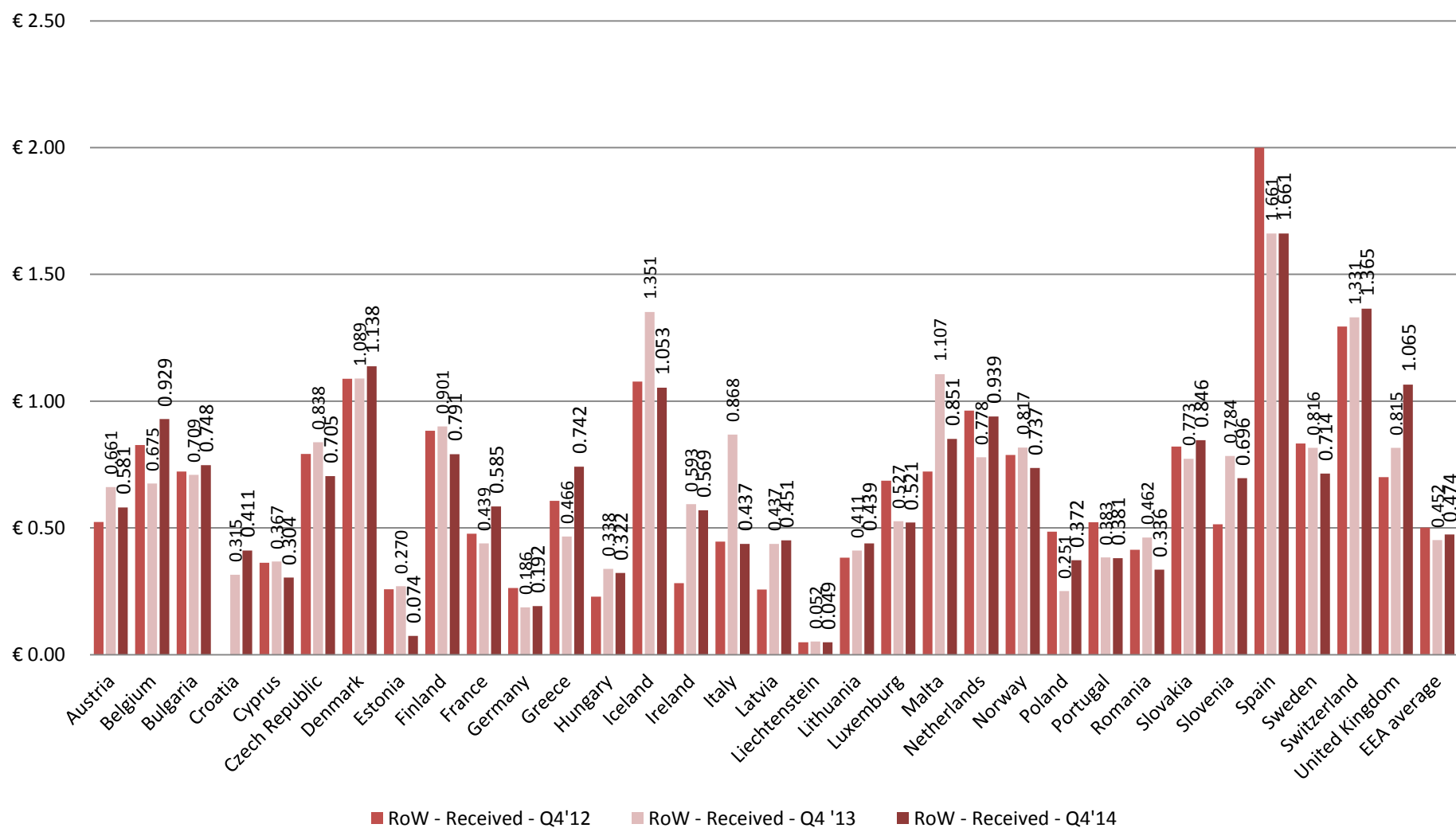


**Figure 21: Average retail price per minute for roaming voice calls made by EEA customers outside EEA Q1 2015**

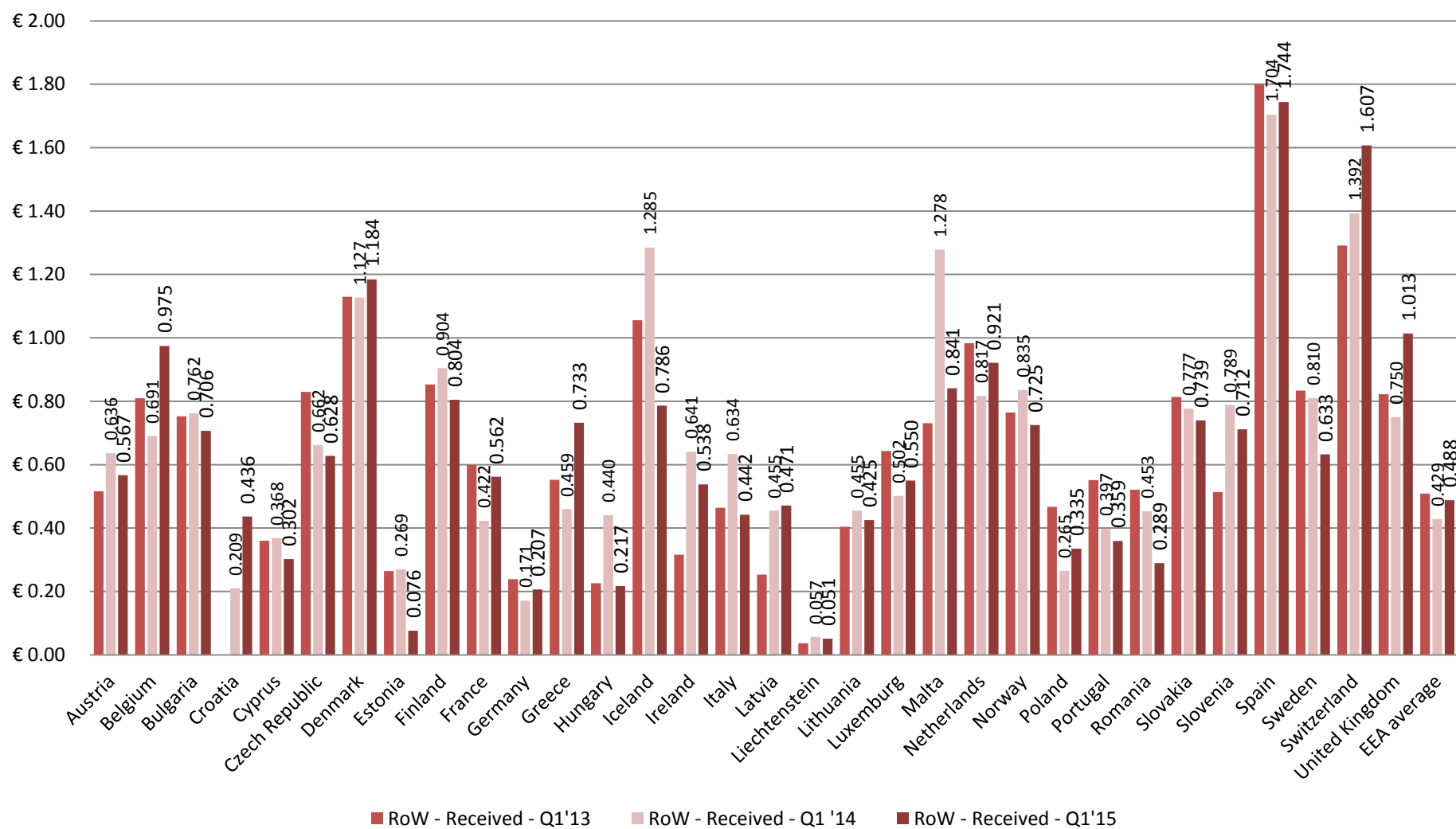




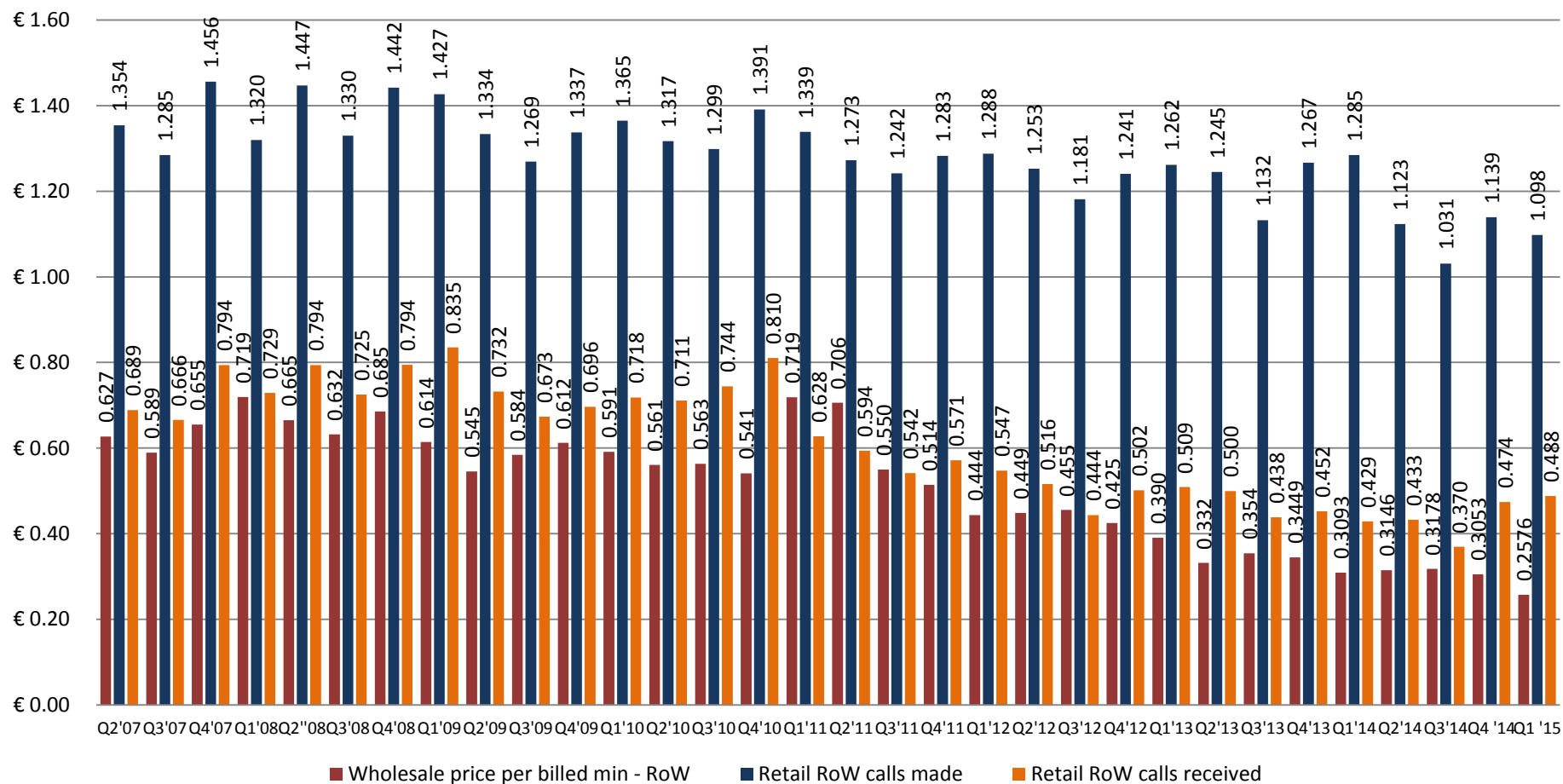
**Figure 22: Average retail price per minute roaming voice calls received by EEA customers outside EEA Q4 2014**



**Figure 23: Average retail price per minute roaming voice calls received by EEA customers outside EEA Q1 2015**



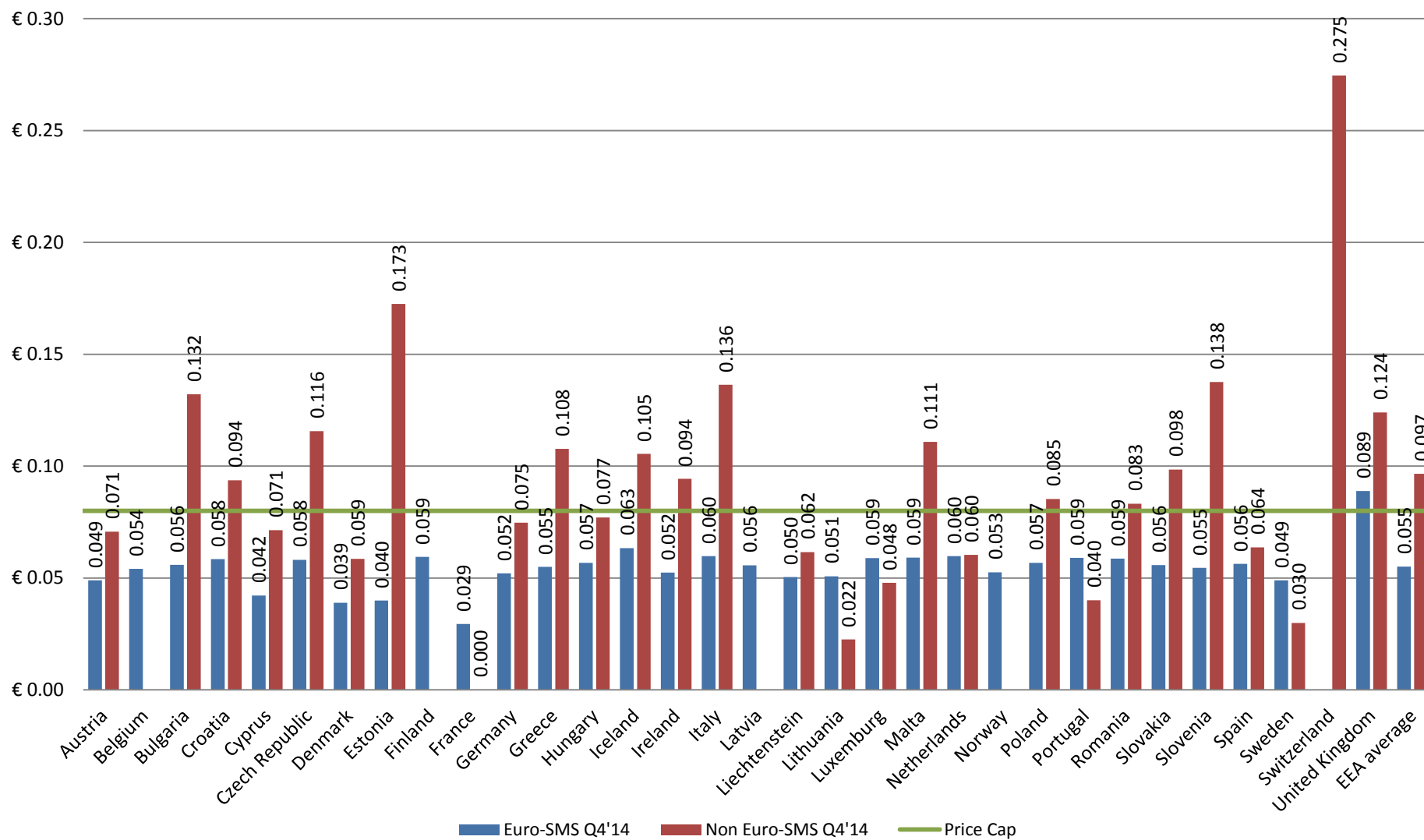
**Figure 24: Average wholesale and retail prices for roaming calls made and received by EEA customers outside EEA (EU only for Q2 2009 - Q1 2010)**



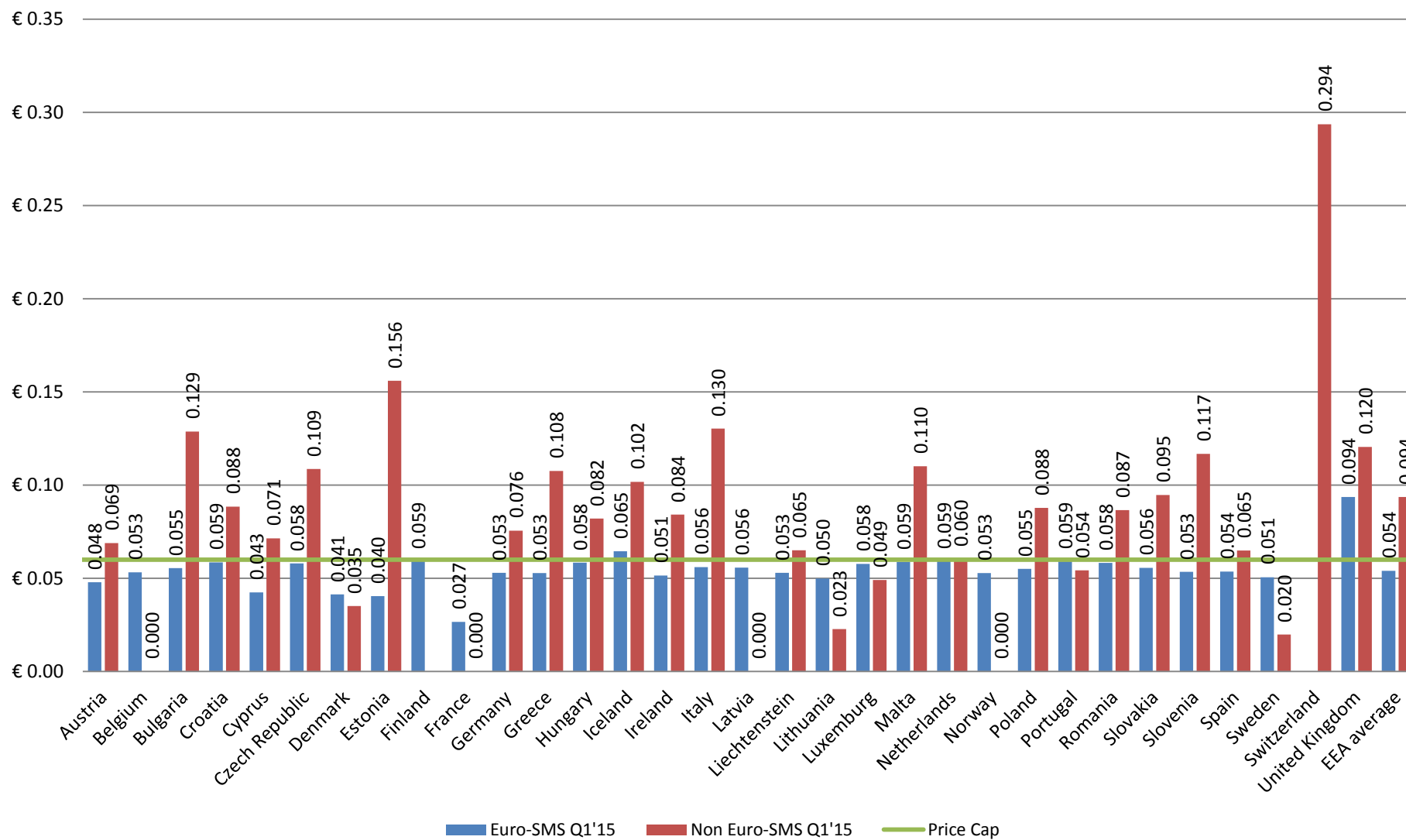
# **SMS roaming Services**

## **Retail prices**

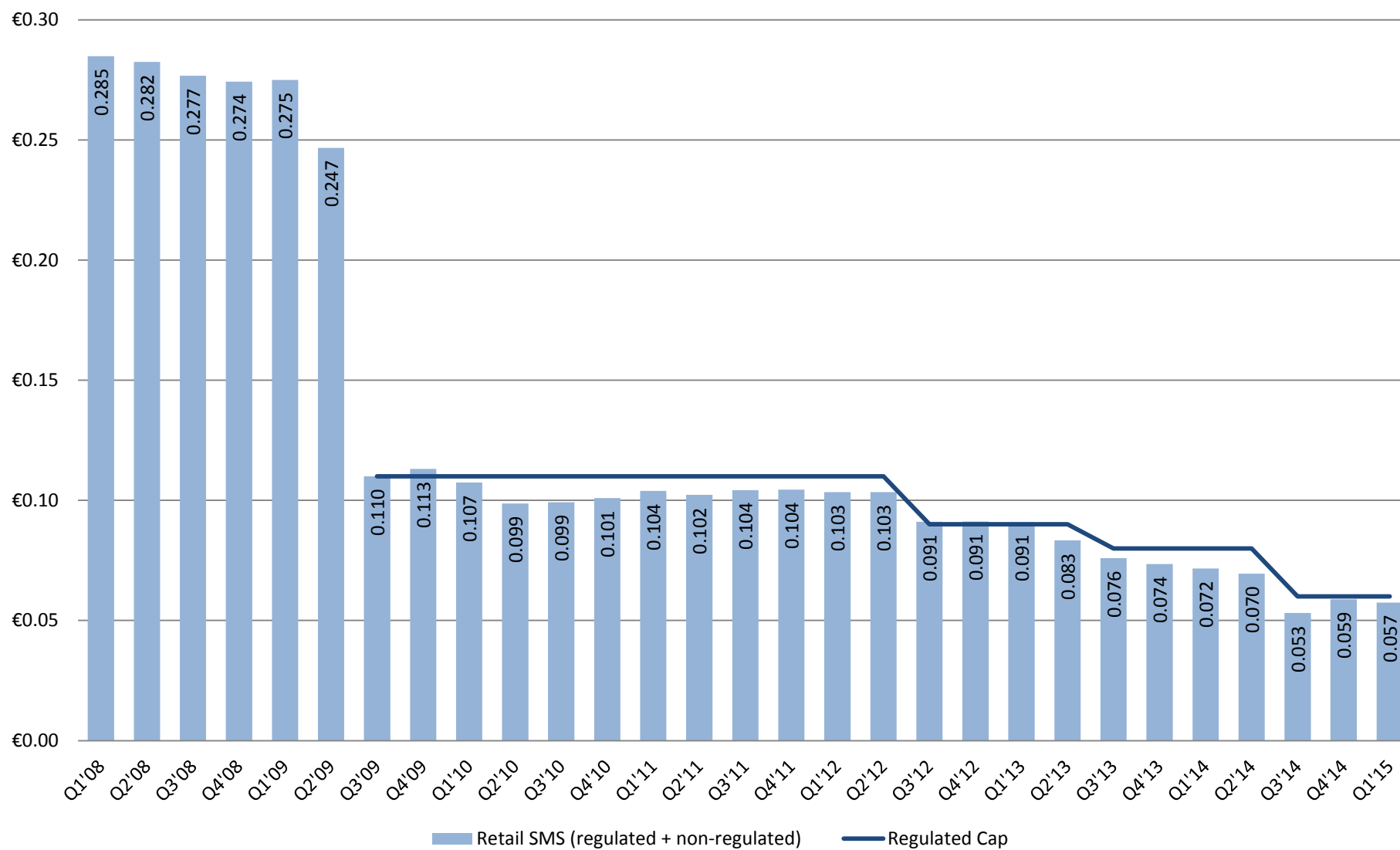
**Figure 25: Average price for Euro-SMS and Non Euro-SMS in Q4 2014  
(prepaid + postpaid)**



**Figure 26: Average price for Euro-SMS and Non Euro-SMS in Q1 2015  
(prepaid + postpaid)**



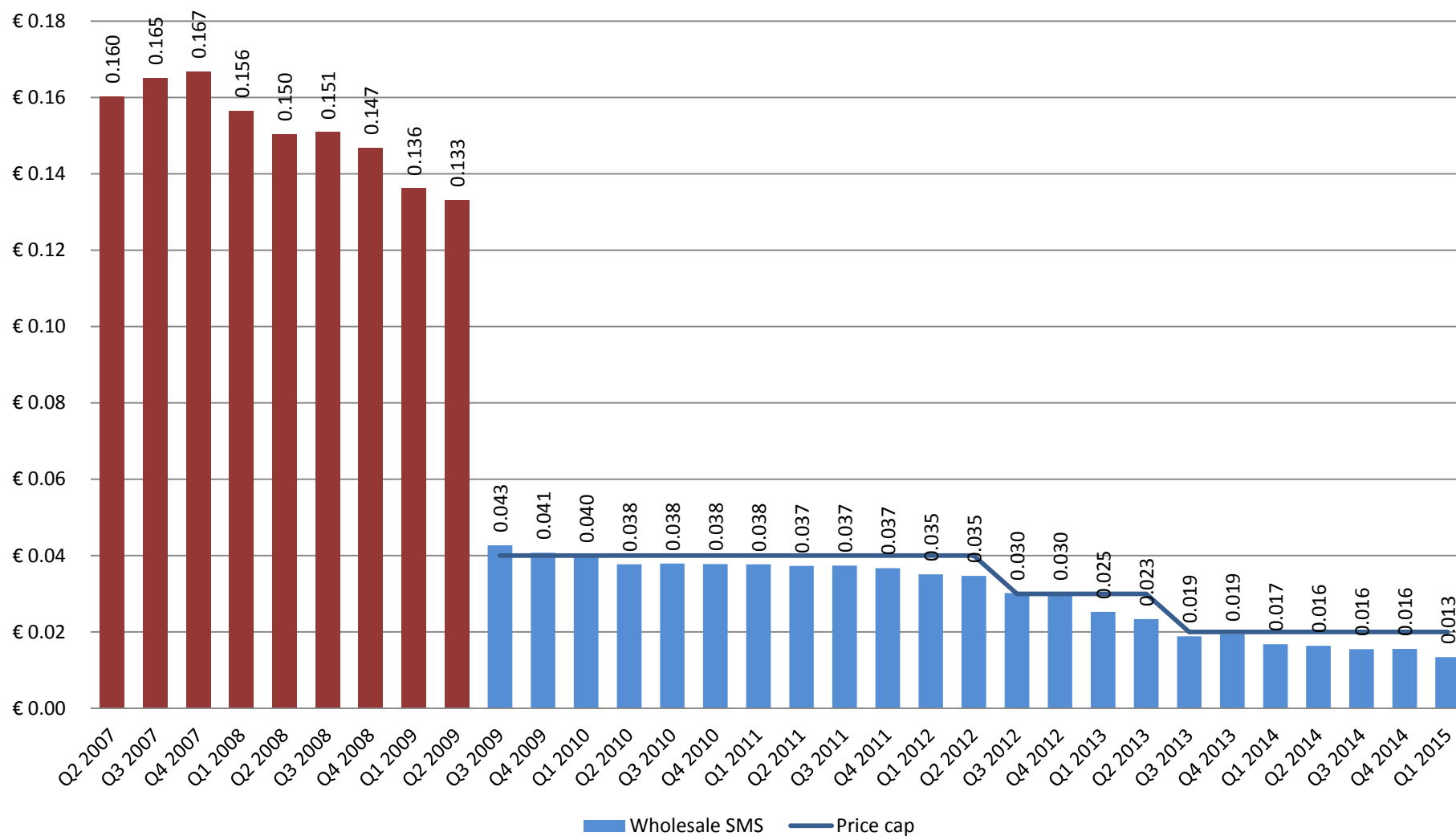
**Figure 27: Average EEA price per retail SMS (Euro + Non Euro SMS tariffs)**



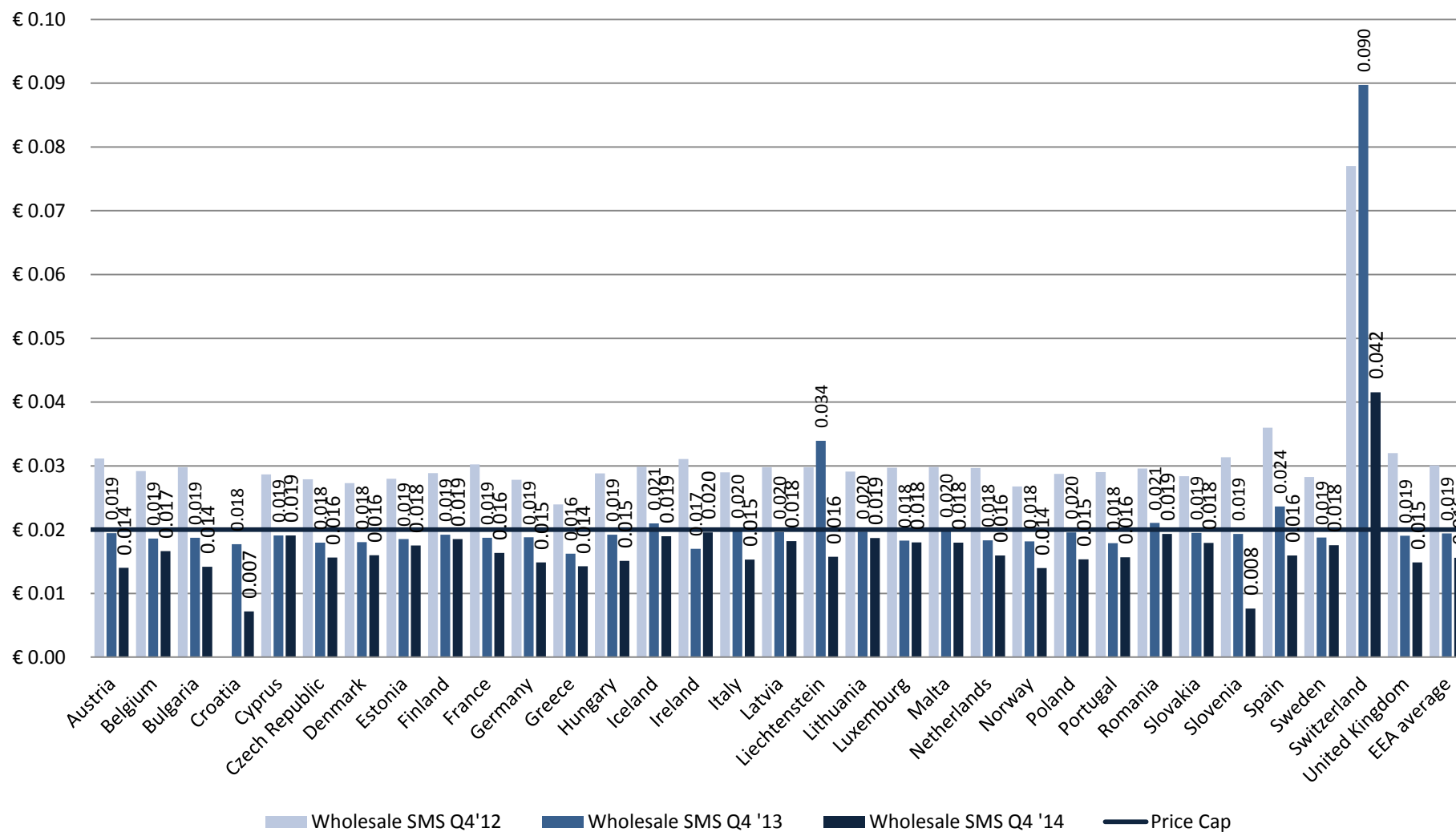
# Wholesale prices



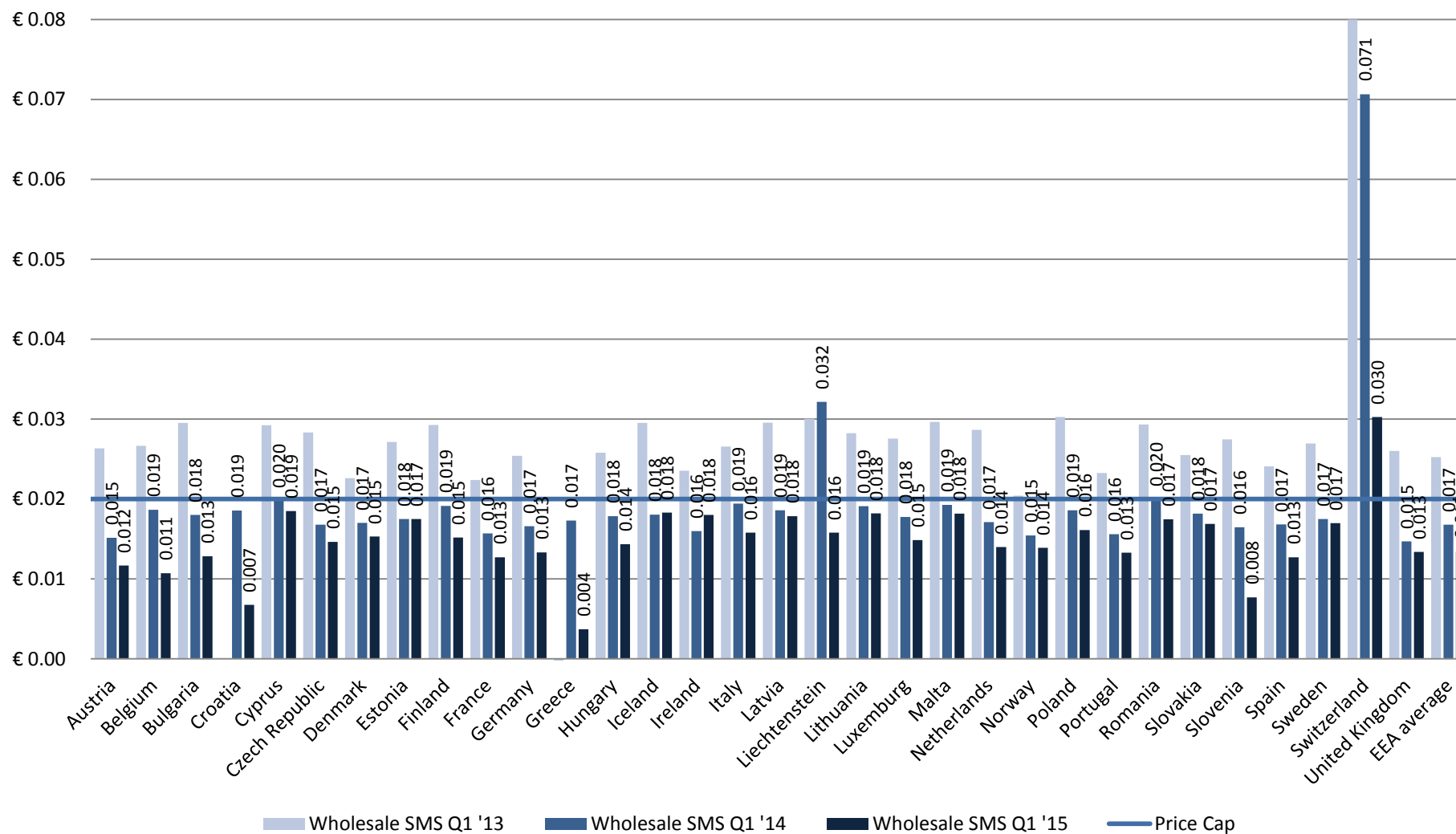
**Figure 28: Average wholesale price per intra-EEA roaming SMS: charges to non-group companies**



**Figure 29: Average wholesale price per intra-EEA roaming SMS: charges to non-group companies in Q4 2014**

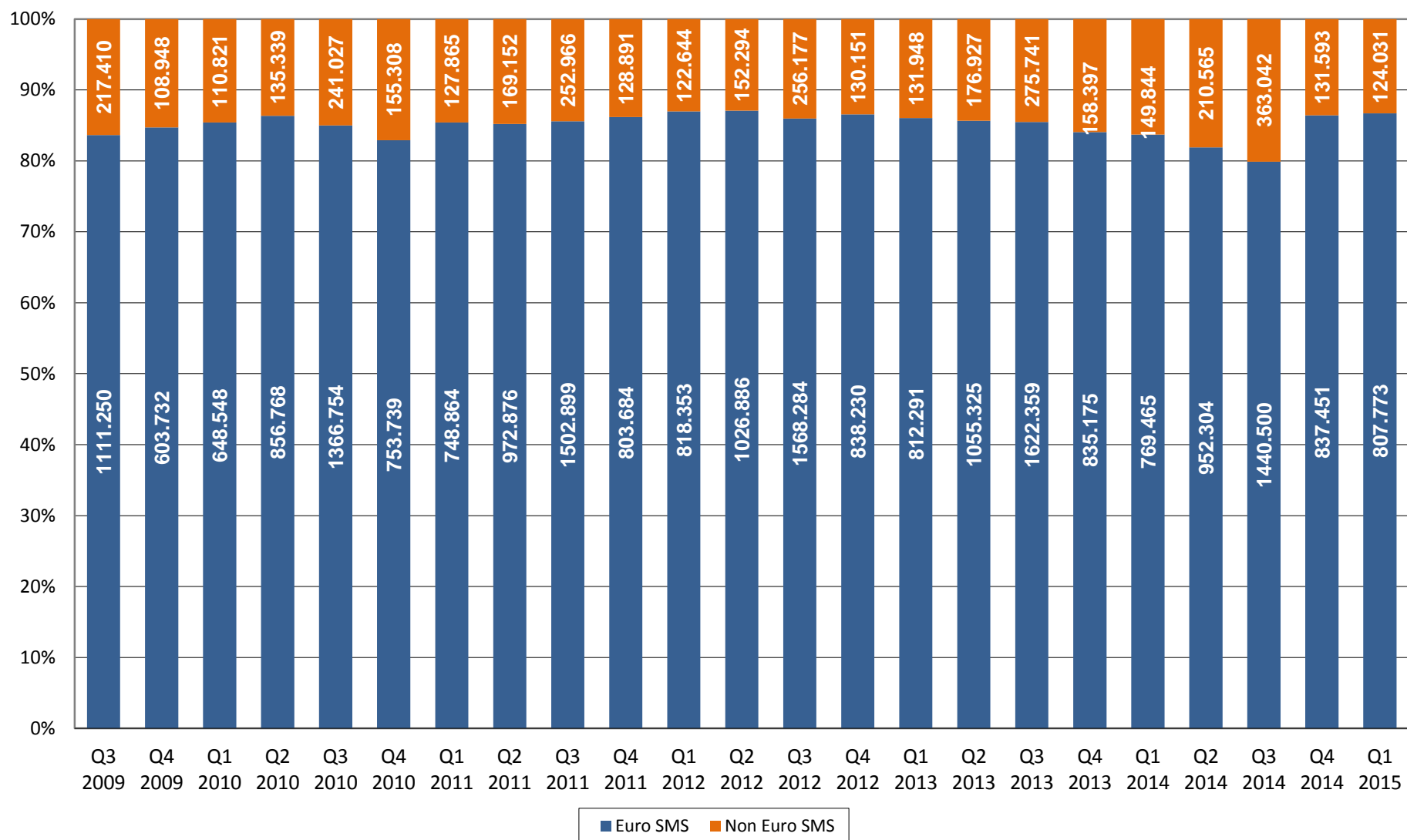


**Figure 30: Average wholesale price per intra-EEA roaming SMS: charges to non-group companies in Q1 2015**



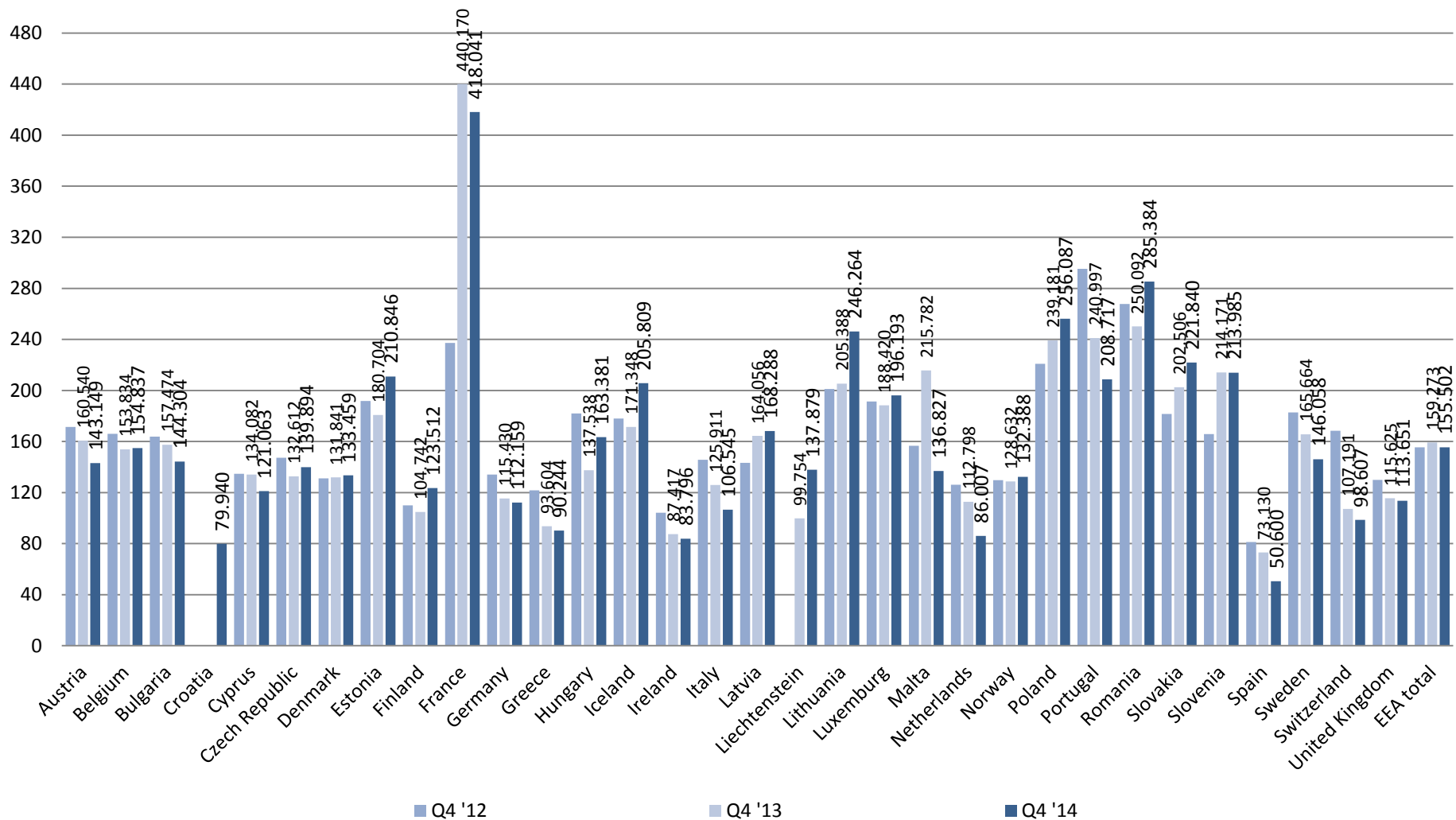
## **Percentage of SMS from alternative tariffs on total roaming SMS messages**

**Figure 31: EEA percentage of SMS messages: Euro SMS and Non Euro SMS  
(millions of messages)**



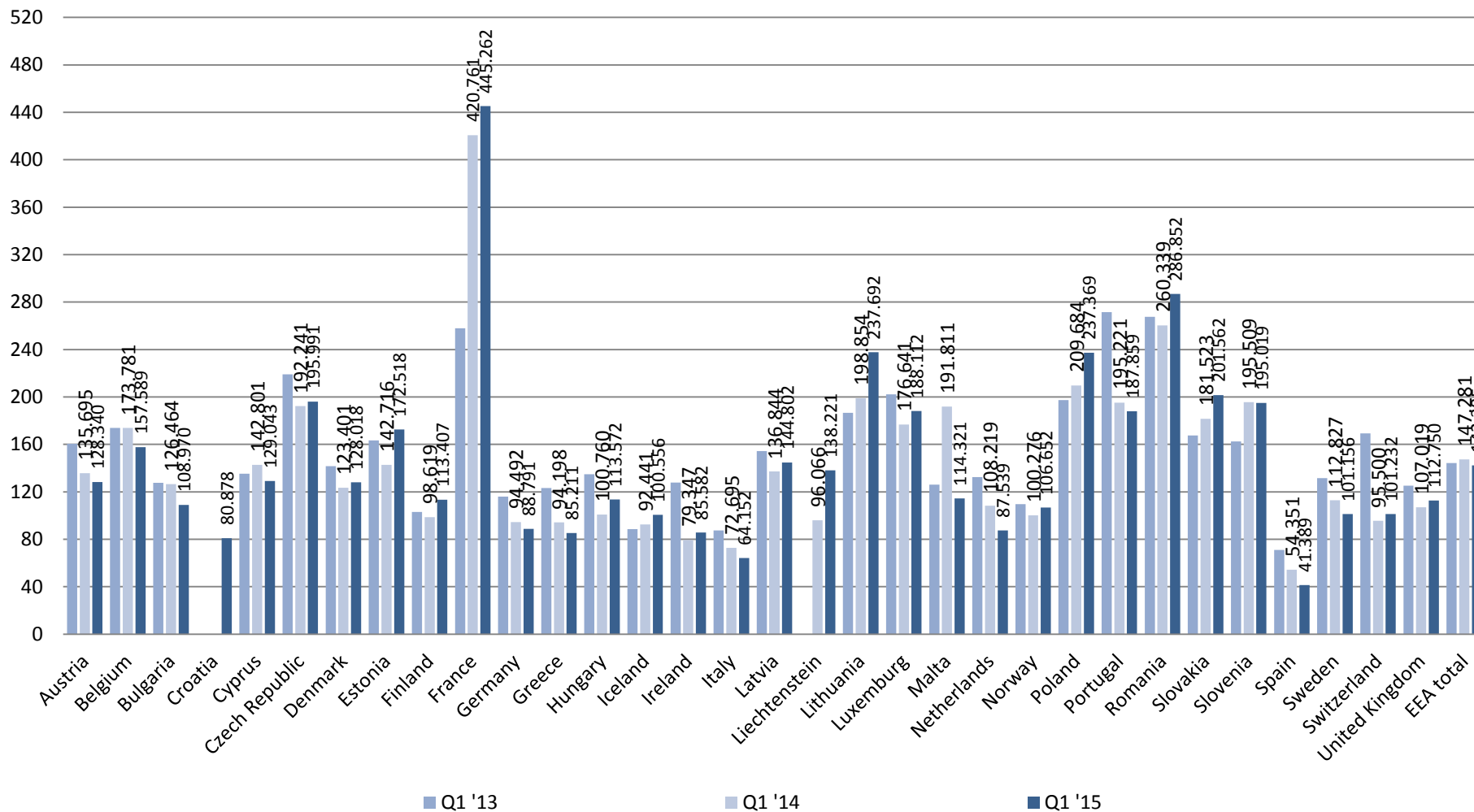
## **Volumes of retail roaming SMS**

**Figure 32: Retail SMS sent traffic Index**  
**Q4 2014**  
**(Q4 2008 = 100)**



Liechtenstein based on Q4 2012 = 100, Croatia based on Q4 2013 = 100

**Figure 33: Retail SMS sent traffic Index**  
**Q1 2015**  
**(Q1 2008 = 100)**



Croatia based on Q1 2014 = 100, Liechtenstein based on Q1 2013 = 100 and Switzerland based on Q1 2009 = 100



# **DATA roaming services**

## **Retail prices**

Figure 34: Average retail data price per Mb in Q4 2014 (prepaid+postpaid)

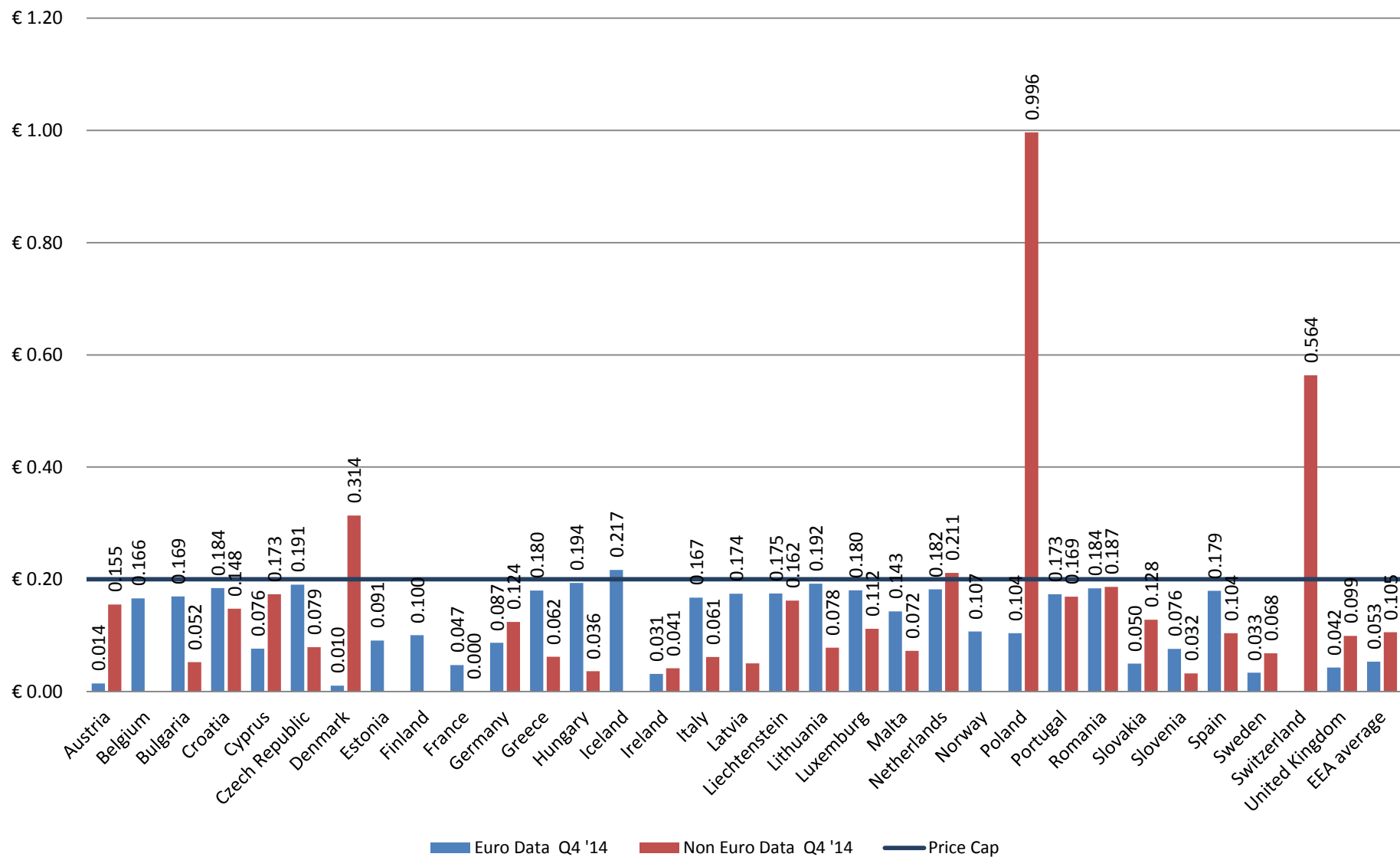
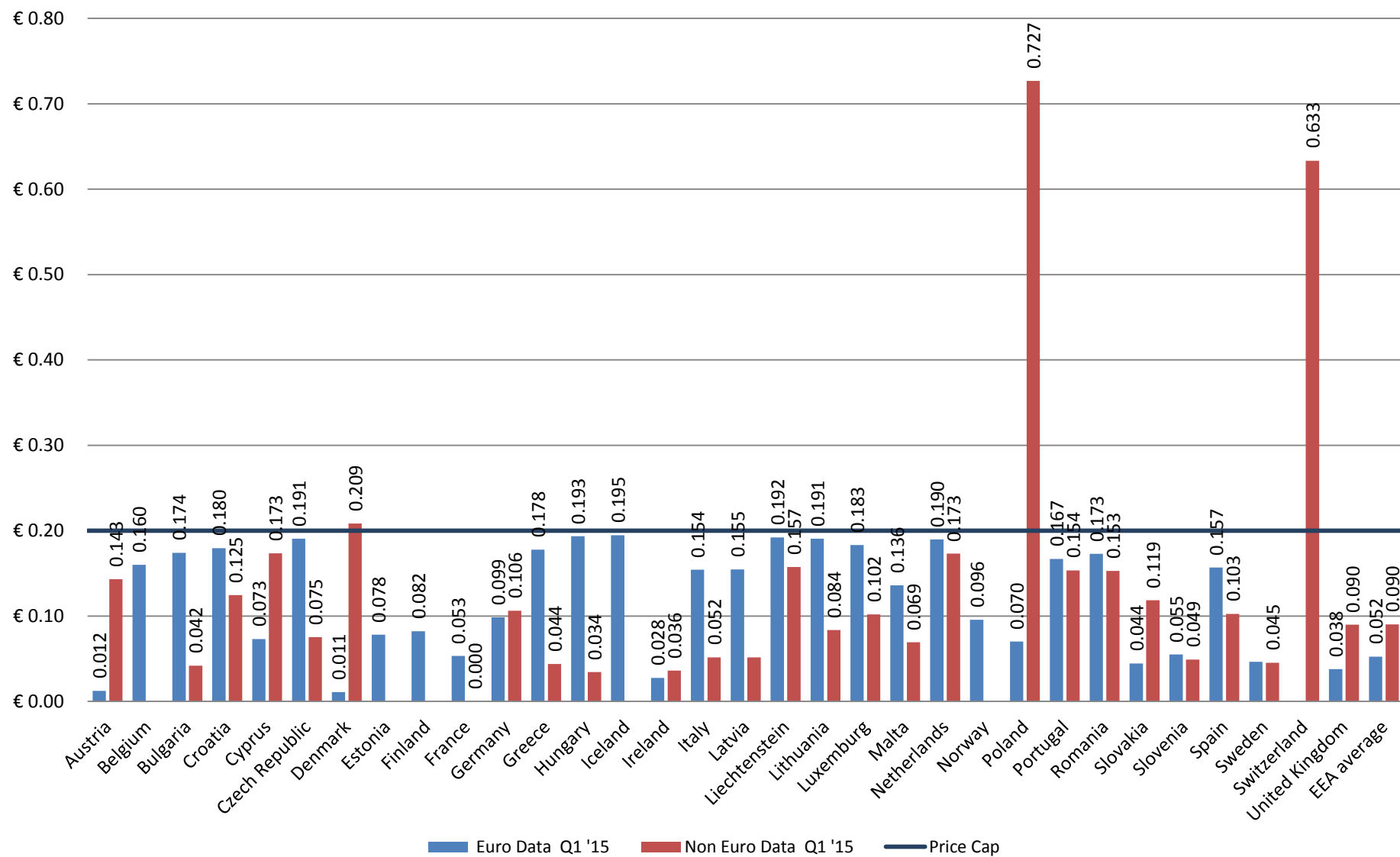
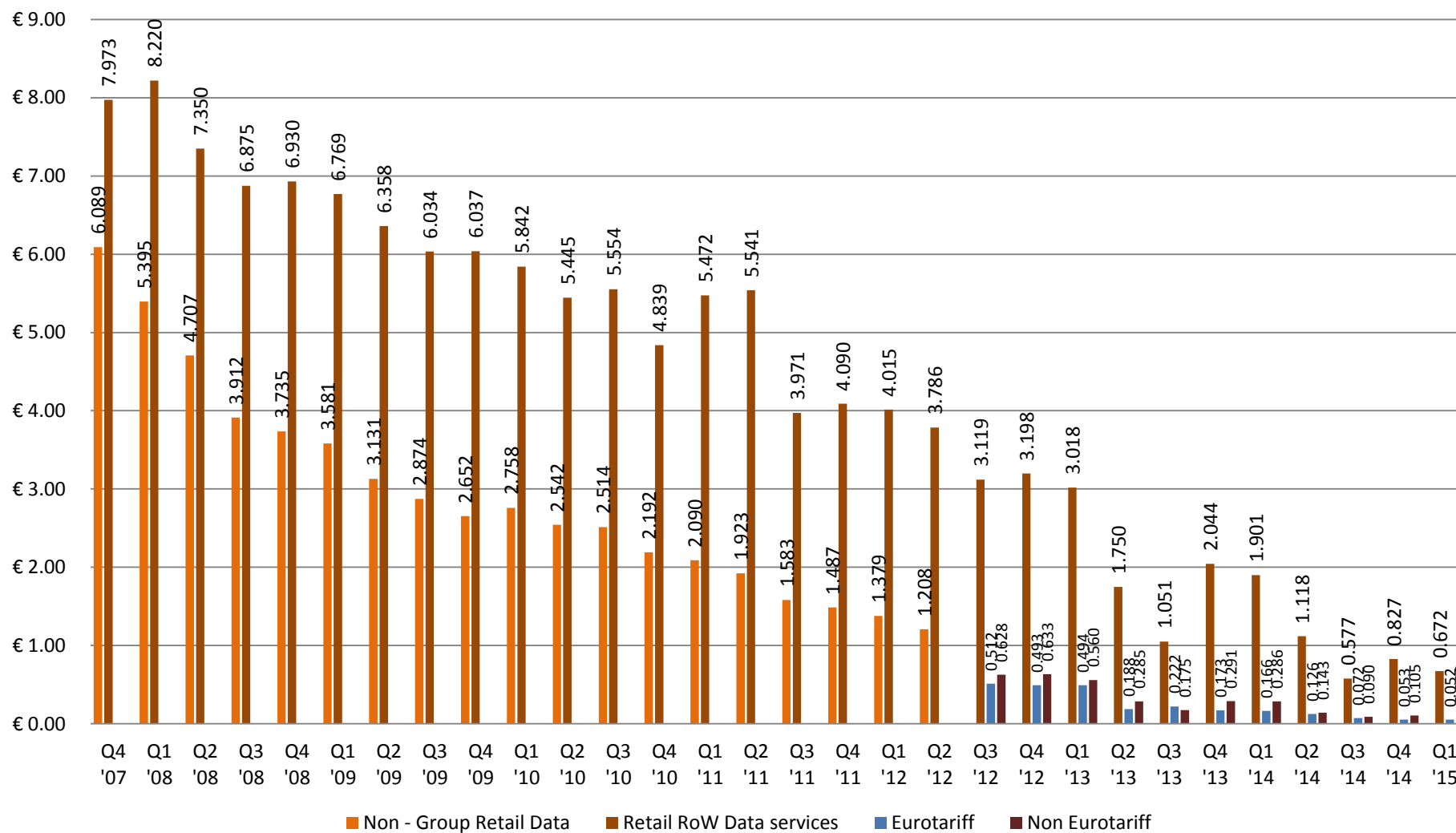


Figure 35: Average retail data price per Mb in Q1 2015 (prepaid+postpaid)



**Figure 36: EEA average price per Mb for retail EU/EEA and RoW data  
(Eurotariff and Non Eurotariff: prepaid + postpaid)**



## **Wholesale prices**

Figure 37: Average wholesale data price per Mb (prepaid+postpaid), EEA average

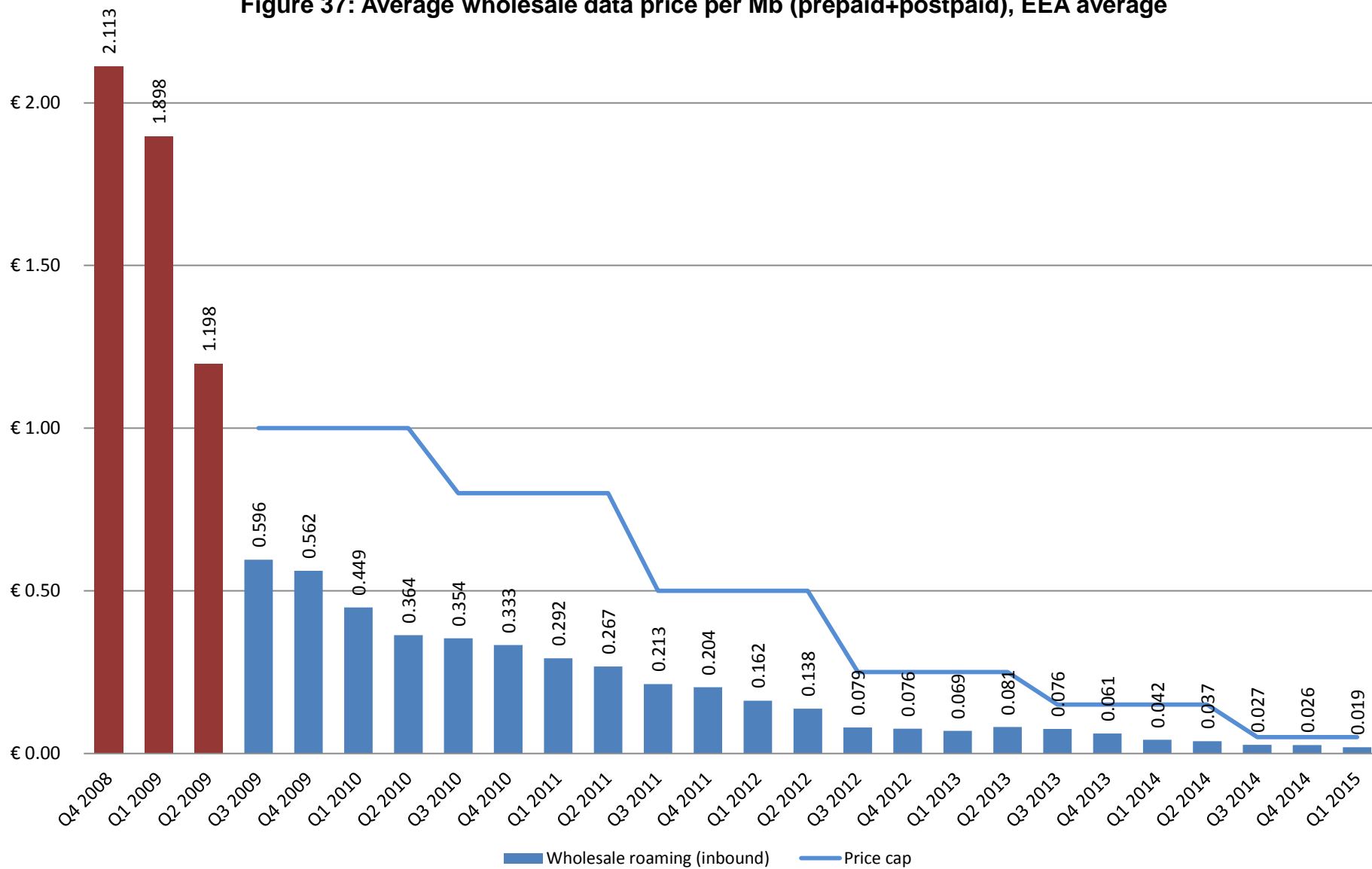


Figure 38: Average wholesale data price per Mb in Q4 2014 (prepaid+postpaid)

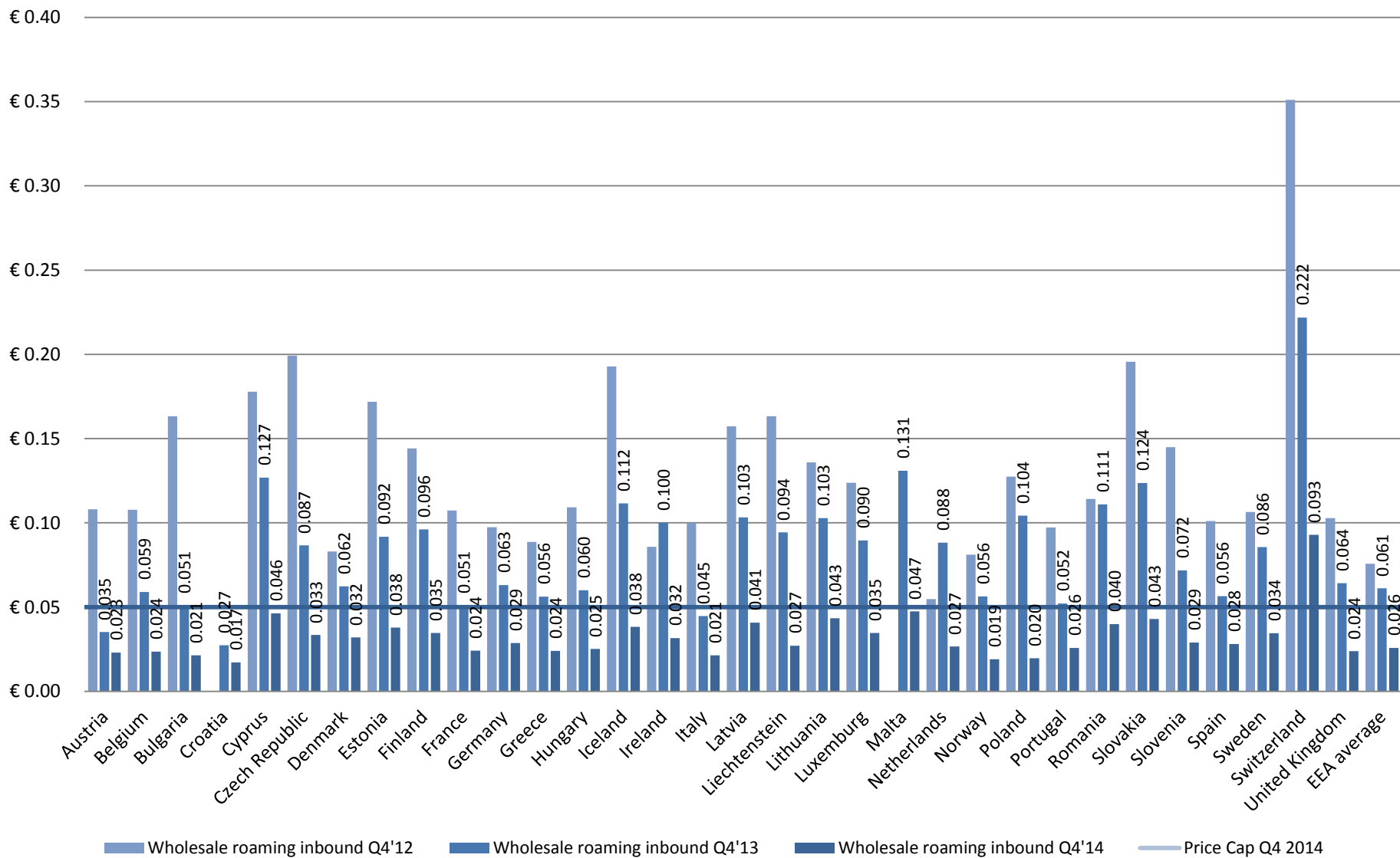
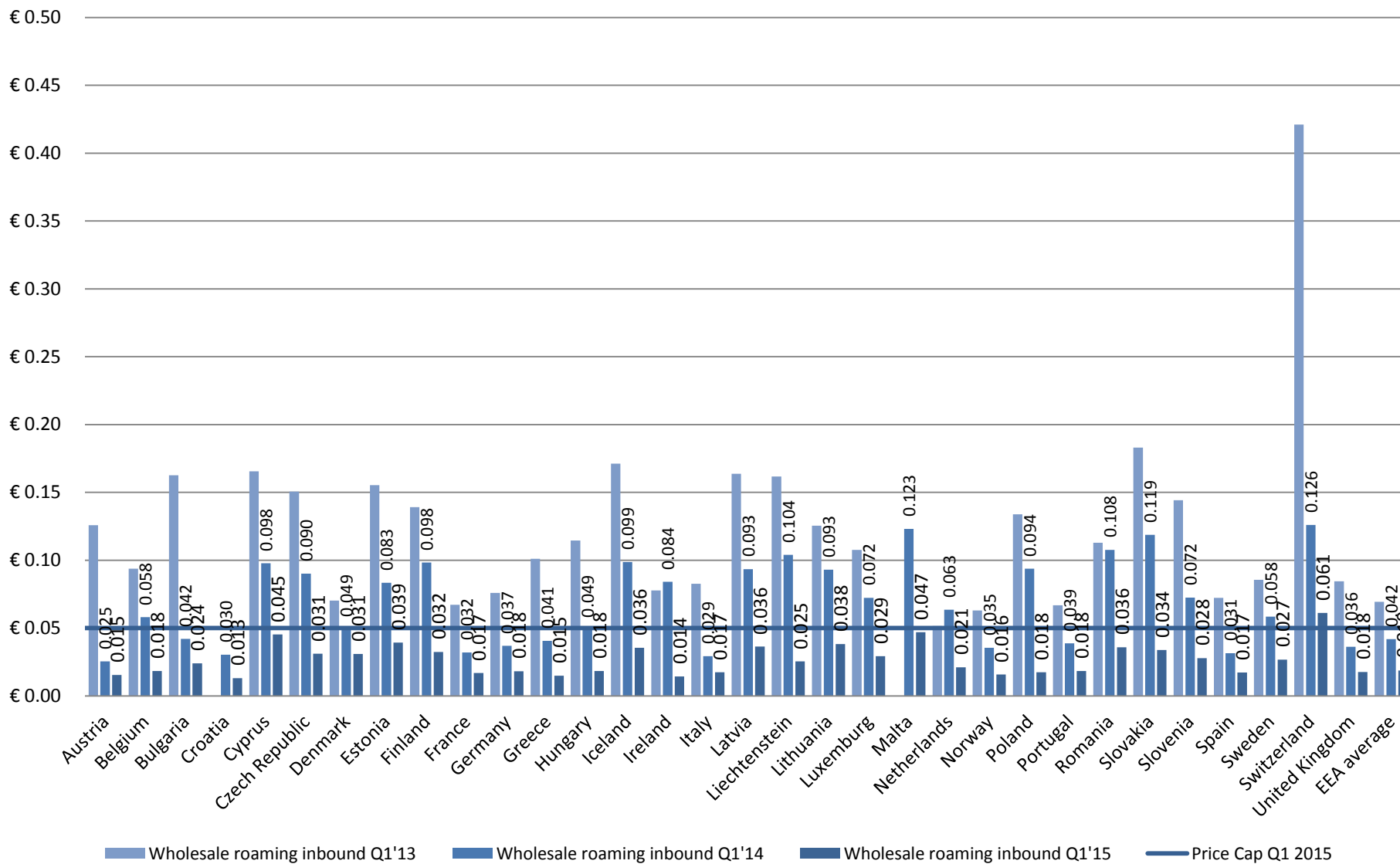


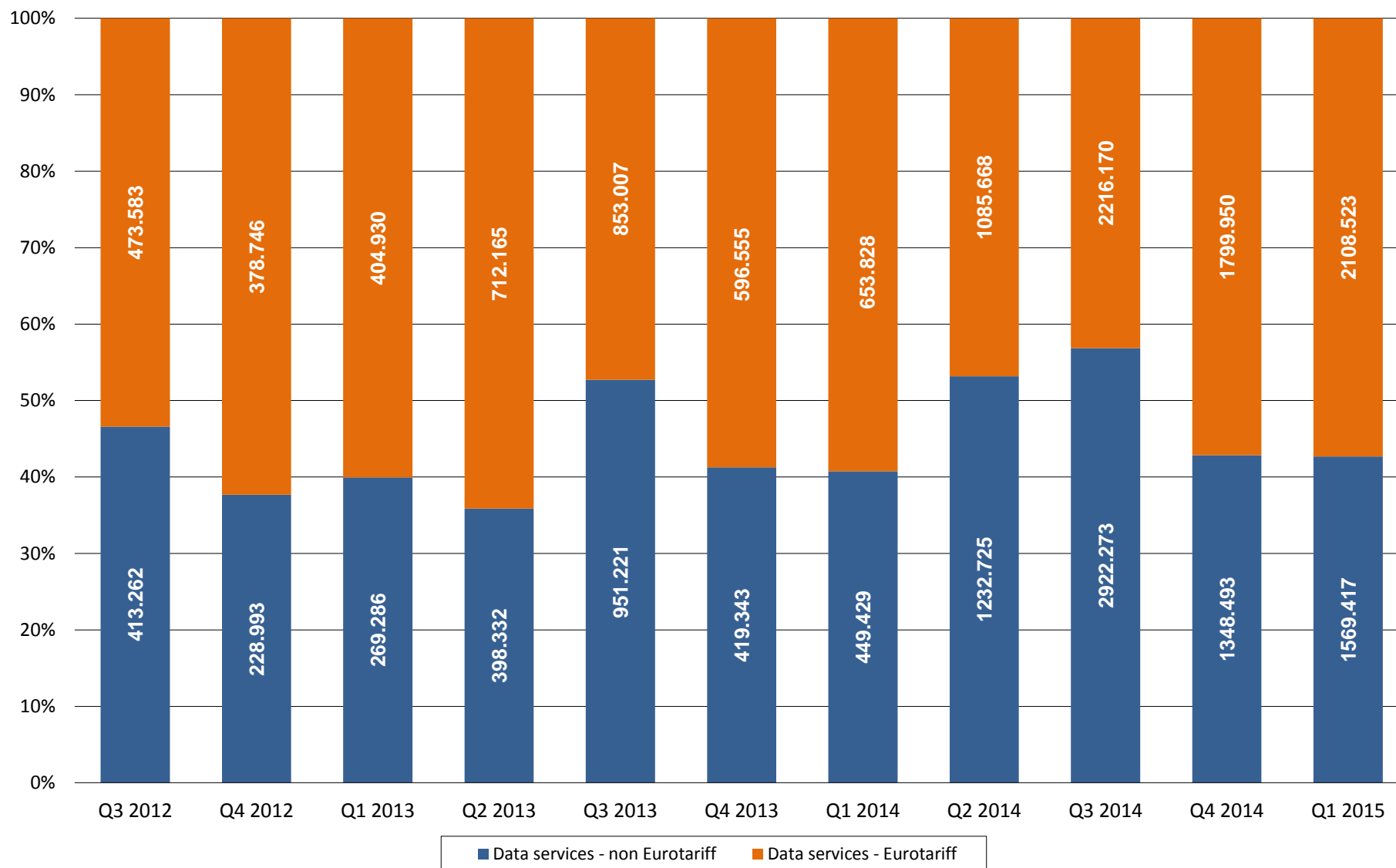
Figure 39: Average wholesale data price per Mb in Q1 2014 (prepaid+postpaid)





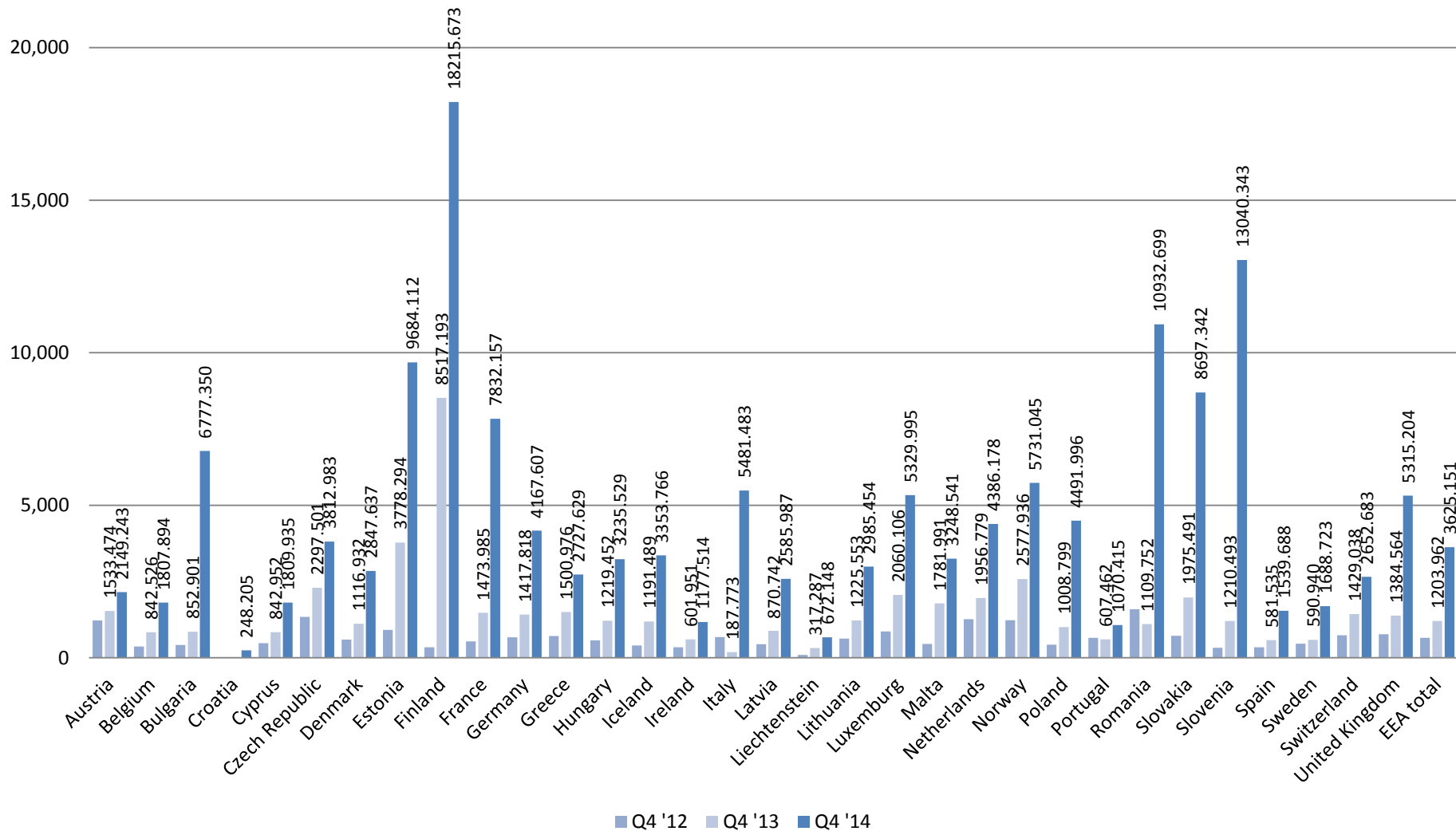
## **Percentage of volumes of Data from alternative tariffs over total data roaming volumes**

Figure 40: EEA percentage of Data service: Eurotariff and Non Eurotariff



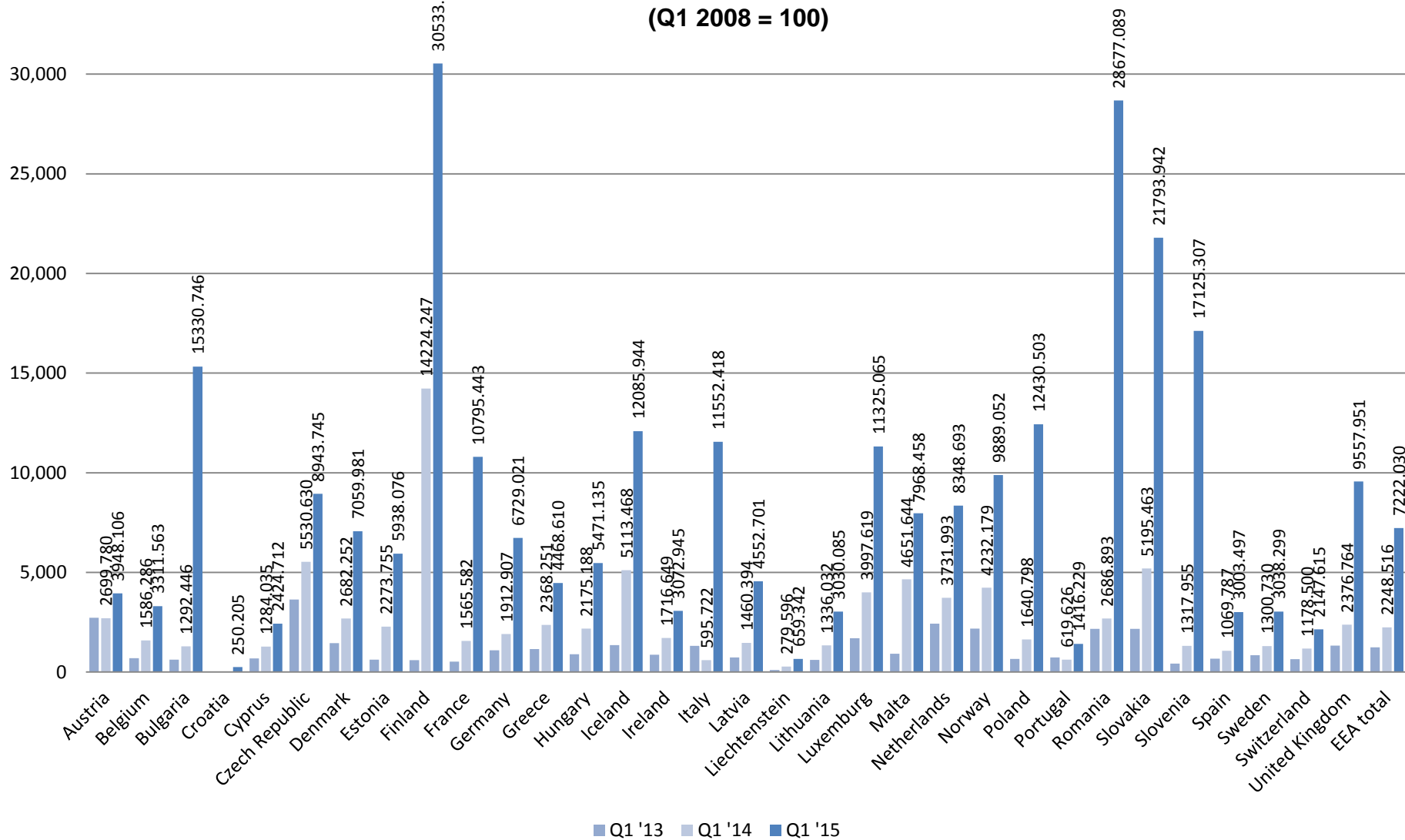
## **Volumes of retail Data services**

**Figure 41: Retail data traffic Index (prepaid+postpaid)  
Q4 2014  
(Q4 2008 = 100)**



Liechtenstein based on Q4 2012 = 100, Croatia based on Q4 2013 = 100

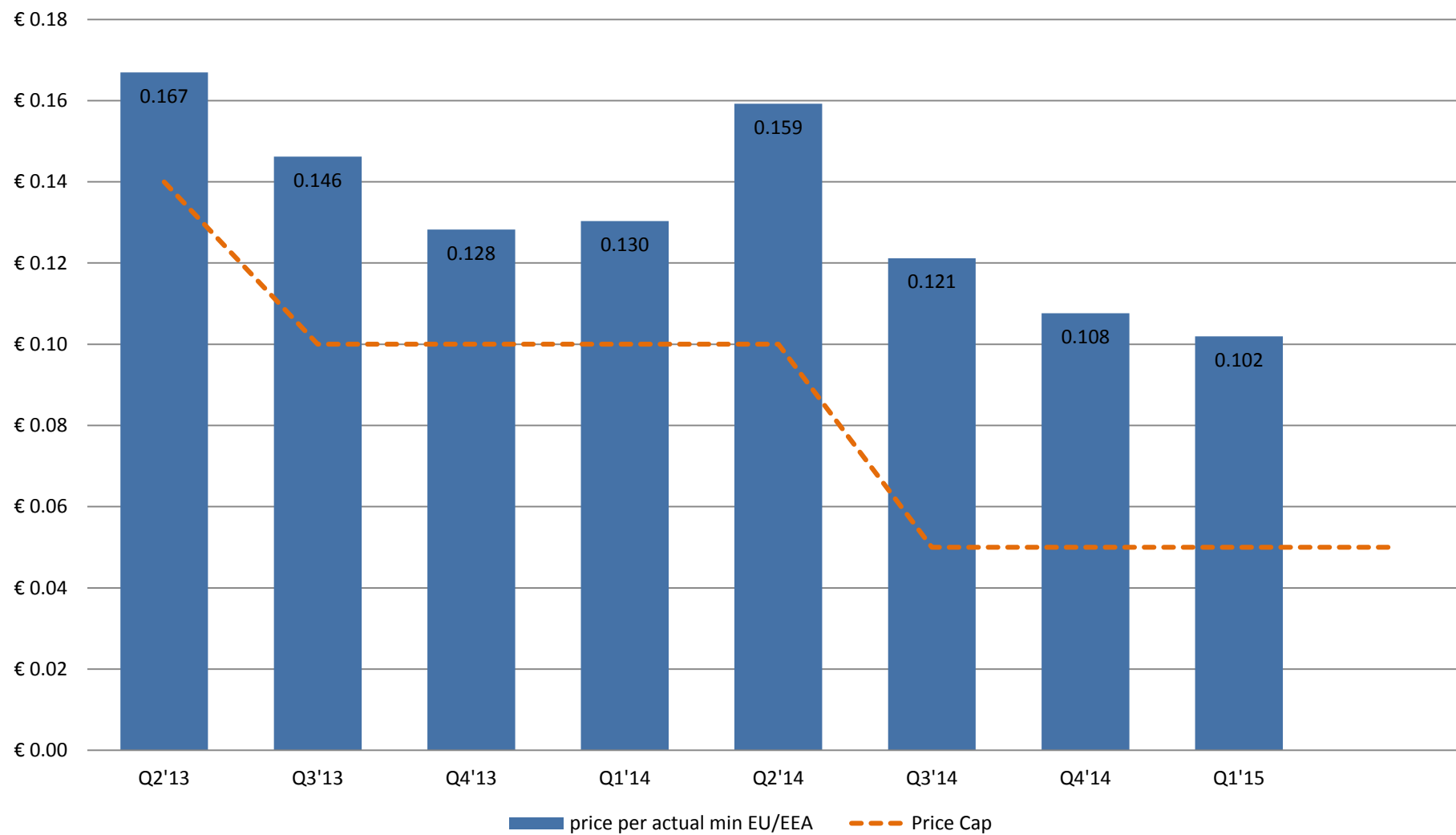
**Figure 42: Retail data traffic Index (prepaid+postpaid)  
Q1 2015  
(Q1 2008 = 100)**



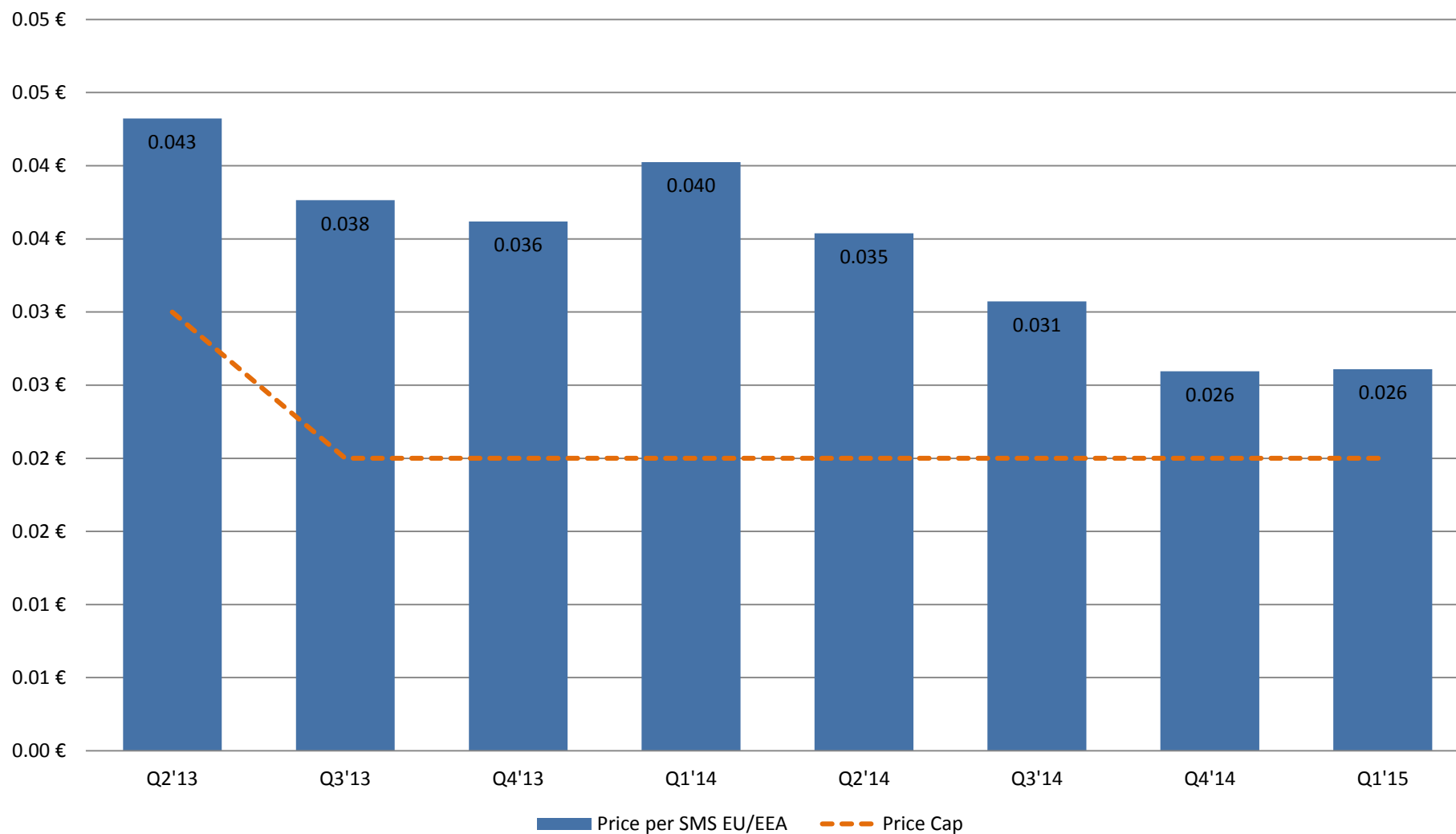
Croatia based on Q1 2014 = 100, Liechtenstein based on Q1 2013 = 100 and Switzerland based on Q1 2009 = 100

# **Wholesale roaming (outbound): Agreements applying Article 3 of the Roaming Regulation**

**Figure 43: Wholesale averages outbound roaming: Voice: Agreements applying Article 3 Roaming Regulation**

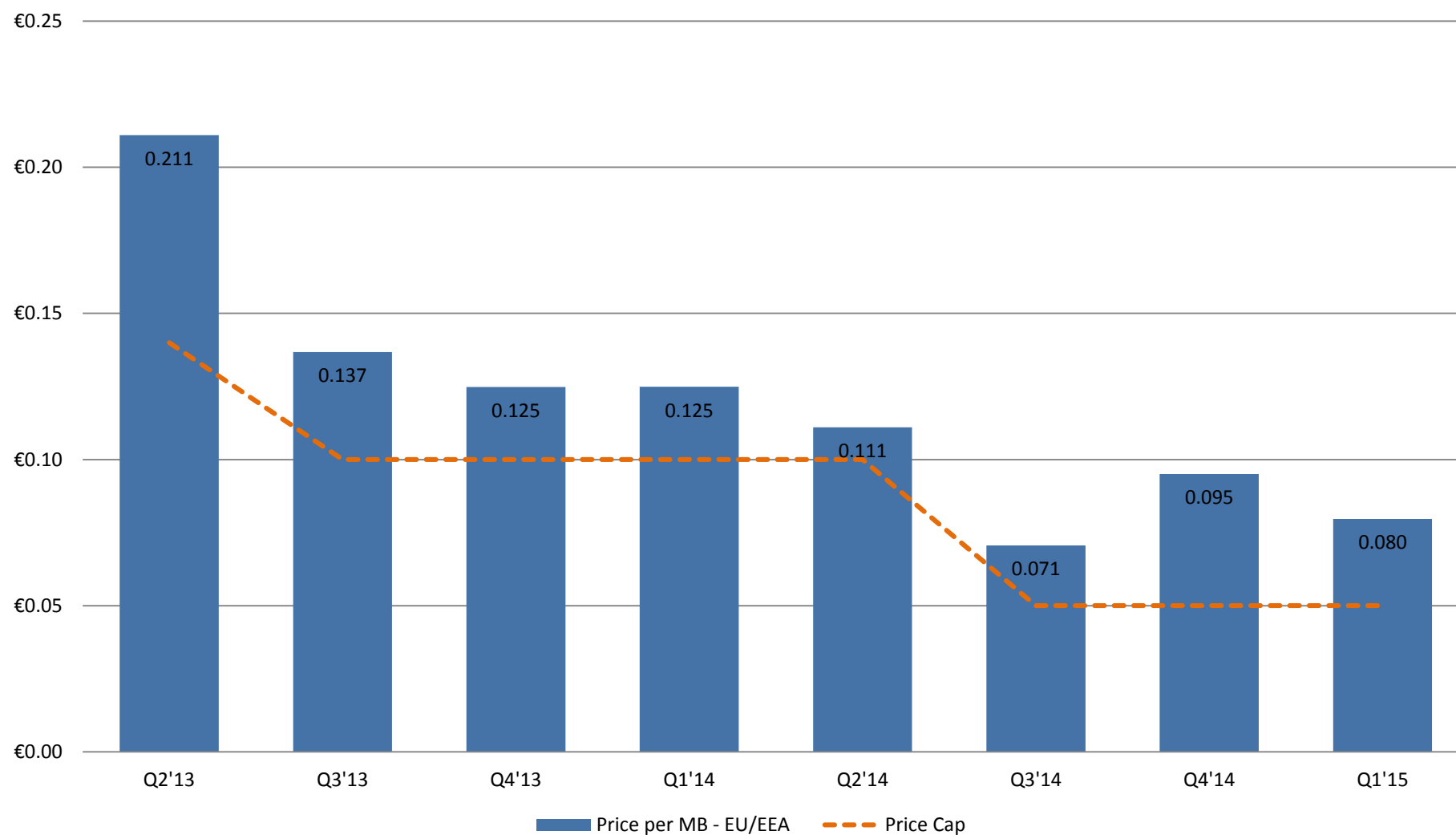


**Figure 44: Wholesale averages outbound roaming: SMS Agreements applying Article 3 Roaming Regulation**





**Figure 45: Wholesale EEA average outbound roaming: DATA, Agreements applying Article 3 Roaming Regulation**



**List of respondents**

Operators that provided data for the period 1 October  
2014 – 31 March 2015:

**Austria**

A1 Telekom Austria  
T-Mobile Austria  
Hutchison 3G Austria  
Lycamobile

**Belgium**

Belgacom Mobile  
KPN Group Belgium (Base)  
Mobistar

**Bulgaria**

Bulgarian Telecommunication Company  
(Vivacom)  
Cosmo Bulgaria Mobile, as of 28 October 2014  
renamed to Telenor Bulgaria  
Mobiltel

**Croatia**

Hrvatski Telekom  
Vipnet  
Tele2

**Cyprus**

Cyta  
MTN Cyprus  
Primetel

**Czech Republic**

Bonerix  
CENTROPOL TELECOM  
ČEZ Prodej  
DH Telecom  
O2 Czech Republic  
SAZKA  
TERMS  
Tesco Mobile ČR  
T-Mobile Czech Republic  
Vodafone Czech Republic

**Denmark**

Hi3G Denmark  
TDC  
Telenor  
TeliaDanmark

**Estonia**

AS EMT  
Elisa Eesti  
OÜ Top Connect  
TELE 2 Eesti

**Finland**

Ålands Telekommunikation  
DNA  
Elisa Corporation  
TeliaSonera Finland

**France**

SFR  
Bouygues Telecom  
Orange Caraïbe  
Orange France  
Free Mobile  
EI Telecom  
Lycamobile  
SRR

**Germany**

E-Plus Mobilfunk  
Telefónica Germany  
Telekom Deutschland  
Vodafone D2

**Greece**

COSMOTE Mobile  
Vodafone Panafon  
Wind HellasTelecommunications

**Hungary**

Telenor Magyarország  
T-Mobile

Vodafone Magyarország  
Tesco Mobile

#### **Iceland**

Nova  
Síminn  
Vodafone Iceland

#### **Ireland**

Eircom Limited/E Mobile  
Hutchison 3G Ireland  
Meteor Mobile Communications  
Telefónica Ireland Limited/(O2)  
Tesco Mobile Ireland  
Vodafone Ireland

#### **Italy**

Carrefour Italia Mobile  
Coop Voce  
Fastweb  
H3G Italia  
Noverca Italia  
Poste Mobile  
Telecom Italia  
Tiscali Italia  
Vodafone Omnitel  
WindTelecomunicazioni

#### **Latvia**

Bite Latvia  
LatvijasMobilaisTelefons  
Tele2

#### **Liechtenstein**

Datamobile  
Orange (Liechtenstein)  
Telecom Liechtenstein  
Swisscom (Schweiz)

#### **Lithuania**

BitėLietuva  
Eurocom  
Omnitel  
Tele2  
Teledema

#### **Luxembourg**

Entreprise des postes et télécommunications  
Post Télécom  
Tango  
Orange Communications Luxembourg  
Luxembourg Online Mobile  
Transatel Lux.

#### **Malta**

Melita Mobile  
Mobisle Communications (GO Mobile)  
RedtouchFone  
Vodafone Malta  
YOM

#### **Netherlands**

KPN  
Lebara  
Lycamobile Distribution  
Tele2 Netherlands  
T-Mobile Netherlands  
Vodafone Libertel

#### **Norway**

Telenor  
TeliaSonera Norge  
Network Norway  
Tele2  
MyCall  
Ventelo  
OneCall

#### **Poland**

P4  
Polkomtel  
T-Mobile Polska  
Orange Polska

#### **Portugal**

CTT – Correios de Portugal  
NOS Comunicações, S.A  
MEO – Serviços de Comunicações e Multimédia,S.A.  
Vodafone Portugal – Comunicações Pessoais.S.A.  
LycaMobile Portugal,Lda  
Mundio Mobile (Portugal) Limited

**Romania**

Telekom RMC  
Orange Romania  
RCS&RDS  
Vodafone Romania  
Telekom RC

**Slovak Republic**

O2 Slovakia  
Orange Slovensko  
Slovak Telekom

**Slovenia**

Debitel  
Izi mobil  
Si.mobil  
T-2  
Telekom Slovenije  
Telemach  
Tušmobil

**Spain**

Euskaltel  
Orange  
TelefónicaMóviles de España  
Vodafone  
Yoigo

**Sweden**

Hi3G Access  
Telenor Sverige  
TeliaSonera  
Tele2 Sverige

**Switzerland**

Orange Communications  
Sunrise Communications  
Swisscom (Schweiz)

**United Kingdom**

3 UK  
O2 UK  
Everything Everywhere  
Vodafone UK  
Tesco Mobile  
Virgin Mobil